





**ATI® TOOLS**

A Snap-on Specialty Tools Brand

# TOOLS FOR AVIATION AND AEROSPACE

PRODUCT CATALOG 2016

***A legacy brand serving OEM customers and airlines since 1938!***



# THE ATI® STORY



ATI was formed in 1938 in Los Angeles, California and incorporated as Aircraft Tools, Inc., in 1949. Strategically located near LA International Airport, we were able to serve Douglas, Northrop, Lockheed and North American Aviation. In the mid-1950s, we opened several U.S. sales offices in order to support other companies like Boeing, Grumman, Beech, Cessna, General Dynamics, LTV, Sikorsky, Rohr and Bell Helicopter. As business changed in the late 1950s, we began soliciting machine shop work and formed a tool and an aerospace division that allowed us to grow substantially.

In 1966, ATI relocated to Escondido, CA, just north of San Diego. It had established itself as the largest supplier of quality aircraft fabricating tools in the United States and Canada. In 1972, the employees of ATI purchased the company and changed the name to ATI Industries. We began concentrating on international markets, setting up sales distribution into 35 countries. In March of 1986, ATI brand was sold to, and became a subsidiary of, Snap-on Tools Incorporated.

When defense budgets were drastically reduced in the early 1990s, ATI terminated all aerospace missile component work to concentrate solely on the core commercial tools business. In keeping with this focus, we changed our company name to ATI Tools, Inc. and kept that name until January 1, 1996, when we became ATI Tools Division, Snap-on Tools Company.

In early 2009, ATI consolidated with CDI Torque, another Snap-on Tools company, and formed Snap-on Specialty Tools, which resides today in City of Industry, California. Snap-on Specialty Tools has a full service design and engineering staff and the capabilities to build custom tools for specific applications. ATI tools adhere to Snap-on's rigid engineering standards including:

#### **Certified:**

ISO 9001:2008 Certificate No.: CERT-08745-2006-AQ-HOU-ANAB Rev. 1

ISO 14001:2004 Certificate No.: CERT-02711-2006-AE-HOU-ANAB

18001:2007 Certificate No.: CERT-03904-2006-SOC-HOU-OHSAS

#### **Adhere to:**

ISO 190011 – Audit Standards

ISO 17025 (ANSI NCSL-2540-1-1994)

laboratory Calibration Standard

ANSI/NCSL Z540-1, American National Standard for Calibration

ANSI/ASQ Z1.4-2003 and MIL-STD-105E

Sampling Inspection Plan

We also adhere to many other product-specific standards:

MIL standards

ANSI standards

GOV standards

ISO standards

ASME standards

NIST standards

We trust this catalog will serve as a reference guide for your fabricating tool needs. Thanks for your continued support and business.

# Snap-on Incorporated

## Who We Are

### OUR MISSION

The most valued productivity solutions in the world

#### BELIEFS

**We deeply believe in:**

Non-negotiable Product and Workplace Safety  
 Uncompromising Quality  
 Passionate Customer Care  
 Fearless Innovation  
 Rapid Continuous Improvement

#### VALUES

**Our behaviors define our success:**

We demonstrate Integrity.  
 We tell the Truth.  
 We respect the Individual.  
 We promote Teamwork.  
 We Listen.

#### VISION

**To be acknowledged as the:**

Brands of Choice  
 Employer of Choice  
 Franchisor of Choice  
 Business Partner of Choice  
 Investment of Choice

### »»» Manufacturing Excellence

Through meticulous manufacturing, precise heat treatment specifications, rigid inspection standards and skilled craftsmanship, we provide safe, functional and cost-effective aircraft tools engineered to perform, meet, and exceed the standards of serious aviation professionals.

We are dedicated to exceeding customer expectations by manufacturing and delivering the highest quality tools on time and within budget. Uncompromising attention to detail, versatility, and demand for superior quality enables us to provide customers with cutting-edge solutions to their tool needs.

### »»» SHIPPING:

Shipments are FOB our dock, City of Industry, CA, at which point title transfers to the Customer. All shipments are freight collect.

### »»» WARRANTY:

We warranty our tools against defects in material and workmanship for a period of ninety days after shipment. The warranty does not apply to any product that has been used, abused, or worn out from use. If the tool has been modified in any way, except for etching on the tool, the warranty is null and void.

### »»» RETURN POLICY:

- All returns require approval and an RMA number. Under no circumstances shall arbitrary returns or debits be accepted and/or approved. Returns received by ATI without an authorized RMA number will be returned to the customer, freight collect.
- Shipments must be clearly identified on the outside with the authorized RMA number.
- All items considered for return must be in new and resalable condition.
- Returns may be subject to a restocking charge and/or an offsetting order equal to one and one-half (1.5) times the net value of items being returned. The only exception to this rule is when ATI has shipped items in error.
- All items considered for return must have been purchased within 60 days.
- All returns must be shipped freight pre-paid to City of Industry, CA. Credit for shipping will be issued only on return of goods originally shipped in error by ATI.

# TABLE OF CONTENTS

## **RIVETING TOOLS AND ACCESSORIES ..... 4**

- Rivet Sets, Straight and Offset.....6-7
- Jiffy Rivet Sets ..... 8
- Flush Rivet Sets.....9-10
- Huck® and Hi-Shear® Rivet Sets ..... 11
- Gun Type Chisels..... 12
- Knock-Out Punches ..... 12
- Rivet Hammers..... 14
- Rivet Set Extensions..... 15
- Grip Gauges..... 15
- Sheet-Metal Tool Kits ..... 16
- Rivet Cutters ..... 16
- Rivet Squeezer Sets and Kits..... 17
- Hand Rivet Squeezers ..... 18
- Pneumatic Rivet Squeezers ..... 18

## **BUCKING BARS ..... 19**

- Tungsten..... 20-21
- Standard ..... 22-30
- Recoilless Bucking Bar Kit ..... 31

## **DIMPLE DIES AND DIMPLING EQUIPMENT ..... 32**

- Cold Dimple Dies ..... 33
- Dimpling Equipment and Hot Dimple Dies..... 34-35

## **DRILL ATTACHMENTS AND DRILLING ACCESSORIES .. 36**

- Direct and Flex Drive; 45°, 90°, and 360°..... 37
- Offset Drill Attachments ..... 37
- Drill Guide Housings and Bushings..... 38-39
- Strap Duplicators..... 40
- Drill Adaptors, Drill Collets and Drill Stops ..... 41
- Threaded Shank Drills..... 42
- Speed Drivers, Deburring Cutters and Blades ..... 42
- Chip Chasers..... 42
- Edge Breakers and Burnishing Tool..... 43
- Duplicating Punches..... 43
- Drill Jigs ..... 44-49

## **CUTTING TOOLS AND MICROSTOPS ..... 50**

- Countersink Cutters, Integral Pilot, Threaded Shank.... 52-53
- Replaceable Pilot Countersinks, Threaded Shank..... 54
- Metric Countersink Cutters ..... 55
- Countersink Pilots..... 56
- Briles® Countersink Cutters..... 56
- Countersink Extensions..... 56
- Microstops, Standard..... 57-58
- Quick-Change Chucks ..... 59
- Microstops, Jumbo..... 59
- Back Countersinks and Spotfacers, Gunlock Pilots .... 60-61
- Countersink Cutters, Straight Shank ..... 61-62
- Chatterless Countersink Cutters..... 62
- Hollow Cutters ..... 62
- Hole Saws and Arbors..... 63-64
- Counterbores and Pilots ..... 65
- Counterbore Extensions ..... 65
- Rivet Shaver and Shaver Bits ..... 66

## **HI-LOK® TOOLS AND ACCESSORIES ..... 67**

- Hi-Lok® Ratchets, Sockets, and Extensions ..... 68
- Hi-Lok® Installation Kits ..... 68
- Hi-Lok® Roller Clutch Wrenches..... 69-70
- Hi-Lok® Removal Pliers ..... 70
- Frangible Collar Removal Sockets ..... 70

## **SHOP TOOLS..... 71**

- Cannon Plug Connector Pliers ..... 72
- Sheet-Holder and Camloc Pliers ..... 72
- Spring Tension and Side-Grip Clamps..... 73
- Temporary Fasteners ..... 73-74
- Skin Clamp Runner ..... 74
- Screwdriver Bits ..... 75
- Screw Removal Tools ..... 75-76
- Mina-Vacs..... 76
- Ratcheting Tube Wrenches..... 77
- Valve Core Removal Tool ..... 78
- Digital Protractor..... 78
- Tensiometers ..... 78

## **SWAGING EQUIPMENT..... 79**

- Stationary Swager ..... 80
- Portable Swager..... 81
- Swaging Dies ..... 81
- Pull Tester Kits..... 82
- Calibration Kit ..... 82
- Hydraulic Swager..... 83

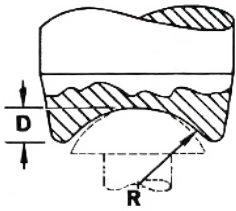
# RIVETING TOOLS AND ACCESSORIES

## RIVET SET CUPPING STANDARD FOR AN & MS RIVETS

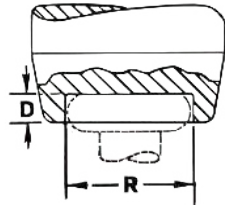


Rivet set cups are machined to a larger radius than the maximum rivet head radius and are shallower in cup depth than the minimum thickness:

- (1) To allow for a slight upsetting of the head in forming the upset end.
- (2) To allow for a slight misalignment in holding the set on the rivet head without touching the riveted surface.

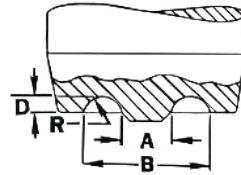


AN 430  
AN 435

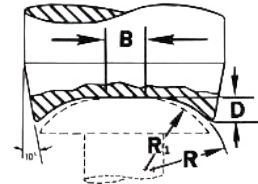


AN 456  
MS 20435

AN 442




AN 450 MS 20450



AN 470 MS 20470

Rivet Number	Rivet Type	DIM	RIVET SIZE							
			1/16"	3/32"	1/8"	5/32"	3/16"	1/4"	5/16"	3/8"
AN430	ROUND HEAD	R	.075	.112	.161	.184	.222	.298	.369	.445
		D	.031	.049	.068	.086	.104	.139	.162	.195
AN435 MS20435	BUTTON HEAD	R	.061	.095	.128	.160	.192	.256	.321	.382
		D	.040	.063	.084	.105	.126	.168	.206	.243
AN442	FLAT HEAD	R	.141	.204	.267	.333	.399	.530	.661	.792
		D	.014	.022	.032	.042	.052	.072	.092	.110
AN456	BRAZIER HEAD	R	-	.142	.213	.284	.354	.415	.567	.709
		D	-	.018	.030	.047	.057	.069	.094	.116
AN470 MS20470 MS20613 MS20615	UNIVERSAL HEAD	B	.041	.056	.072	.088	.103	.135	.166	.200
		D	.019	.027	.040	.049	.057	.077	.100	.122
		R	.070	.098	.124	.152	.180	.233	.288	.345
		R <sub>1</sub>	.054	.082	.108	.135	.164	.217	.272	.328
AN450 MS20450	THOMPSON HEAD (TUBULAR)		<b>1/16"</b>	<b>3/32"</b>	<b>#40</b>	<b>1/8"</b>	<b>9/64"</b>	<b>3/16"</b>	<b>1/4"</b>	
		A	.033	.055	.069	.082	.094	.130	.170	
		B	.110	.158	.160	.205	.258	.294	.366	
		R	.019	.026	.023	.031	.041	.041	.049	
		D	.014	.021	.023	.031	.041	.041	.045	

## COMPARE THE DIFFERENCE



Protected with plastic coating to prevent damage during shipment and storage

1/32" Blend radius between cup and chamfer  
Cup configurations are in accordance with applicable rivet specifications

Part number stamped designating rivet size and type

Flush sets have a slight crown on the face

Precision machined and polished

Chromium Vanadium Alloy Steel










Chamfered corners

Available from stock in overall lengths of 2-1/2", 3-1/2", 5-1/2", 7-1/2" and 10-1/2", for rivet sizes 3/32", 1/8", 5/32", 3/16" and 1/4"

**CAUTION:** Power tools can cause flying particles.  
**WEAR SAFETY GOGGLES** (users and bystanders).  
**WEAR HEARING PROTECTION.** Power tools generate noise.

Beginning with a sound basic design, ATI rivet sets incorporate the ultimate in proper distribution of mass, with correct grain structure, made possible by the cold heading process. These factors along with correct heat-treating procedures eliminate breakage and provide for a structurally sound driven rivet.

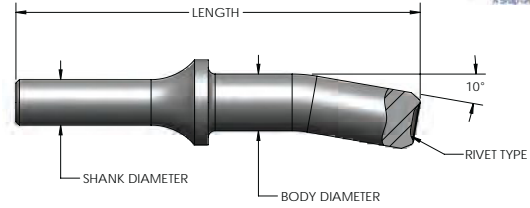
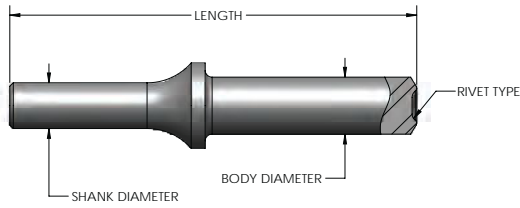
Highly polished precision cups are held to exact tolerances, and shanks are CNC- machined and chamfered. Identifying symbols stamped on all sets show rivet size, type and tool number. The working surface of each unit is coated with clear plastic to prevent damage during shipment.

RIVET TYPE CHART								
								
<b>AN435 Button</b>	<b>AN430 Round</b>	<b>AN455 Brazier</b>	<b>AN456 Mod. Brazier</b>	<b>AN470 Universal</b>	<b>AN442 Flat</b>	<b>BACR 15FT Boeing Reduced Head</b>	<b>AN426 Countersunk</b>	<b>AN450 Semi-Tubular</b>

# RIVETING TOOLS AND ACCESSORIES

## STRAIGHT AND OFFSET RIVET SETS

\*Special rivet sets may be ordered by providing rivet size, type, length, and shank diameter.



Rivet Size	Length	AN470 RIVET, .401 SHANK		
		Straight Drive Part Number	Offset Drive Part Number	Body Diameter
1/16"	3-1/2"	ATI100A31/16	ATI101A31/16	1/2"
	2-1/2"	ATI100A2-332	-	1/2"
3/32"	3-1/2"	ATI100A33/32	ATI101A33/32	1/2"
	5-1/2"	ATI100A53/32	ATI101A53/32	1/2"
	7-1/2"	ATI100A73/32	ATI101A73/32	1/2"
	10-1/2"	ATI100A8332	ATI101A8332	1/2"
	13-1/2"	ATI100A93/32	-	1/2"
1/8"	2-1/2"	ATI100A218	-	1/2"
	3-1/2"	ATI100A3-1/8	ATI101A3-1/8	1/2"
	5-1/2"	ATI100A51/8	ATI101A51/8	1/2"
	7-1/2"	ATI100A71/8	ATI101A71/8	1/2"
	10-1/2"	ATI100A818	ATI101A818	1/2"
5/32"	13-1/2"	ATI100A91/8	ATI101A91/8	1/2"
	2-1/2"	ATI100A2532	-	1/2"
	3-1/2"	ATI100A35/32	ATI101A35/32	1/2"
	5-1/2"	ATI100A55/32	ATI101A5-532	1/2"
	7-1/2"	ATI100A75/32	ATI101A75/32	1/2"
3/16"	10-1/2"	ATI100A8532	ATI101A8532	1/2"
	13-1/2"	ATI100A95/32	ATI101A95/32	1/2"
	2-1/2"	ATI100A2316	-	1/2"
	3-1/2"	ATI100A33/16	ATI101A33/16	1/2"
	5-1/2"	ATI100A53/16	ATI101A53/16	1/2"
7/32"	7-1/2"	ATI100A73/16	ATI101A73/16	1/2"
	10-1/2"	ATI100A8316	ATI101A8316	1/2"
	13-1/2"	ATI100A93/16	ATI101A93/16	1/2"
	2-1/2"	ATI100A2732	-	1/2"
	3-1/2"	ATI100A37/32	ATI101A37/32	1/2"
1/4"	5-1/2"	ATI100A57/32	ATI101A57/32	1/2"
	7-1/2"	ATI100A77/32	ATI101A77/32	1/2"
	10-1/2"	ATI100A8732	-	1/2"
	2-1/2"	ATI100A214	-	5/8"
FLUSH	3-1/2"	ATI100A3-1/4	ATI101A3-1/4	5/8"
	5-1/2"	ATI100A514	ATI101A514	5/8"
	7-1/2"	ATI100A7-1/4	ATI101A7-1/4	5/8"
	10-1/2"	ATI100A814	-	5/8"
	13-1/2"	ATI100A9-1/4	ATI101A9-1/4	5/8"
FLUSH	2-1/2"	ATI100AF-2A	ATI101AF-2A	1/2"
	2-1/2"	ATI100AF-2B	ATI101AF-2B	5/8"
	3-1/2"	ATI100AF-3A	ATI101AF-3A	1/2"
	3-1/2"	ATI100AF-3B	ATI101AF-3B	5/8"
	5-1/2"	ATI100AF-5A	ATI101AF-5A	1/2"
	5-1/2"	ATI100AF-5B	ATI101AF-5B	5/8"
	7-1/2"	ATI100AF-7A	ATI101AF-7A	1/2"
	10-1/2"	ATI100AF8A	ATI101AF8A	1/2"
	13-1/2"	ATI100AF-9A	ATI101AF-9A	1/2"

Rivet Size	Length	AN470 RIVET, .498 SHANK	
		Straight Drive Part Number	Body Diameter
5/32"	3-1/2"	ATI100B35/32	5/8"
	5-1/2"	ATI100B55/32	5/8"
	7-1/2"	ATI100B75/32	5/8"
	10-1/2"	ATI100B8532	5/8"
	13-1/2"	ATI100B95/32	5/8"
3/16"	3-1/2"	ATI100B33/16	5/8"
	5-1/2"	ATI100B53/16	5/8"
	7-1/2"	ATI100B73/16	5/8"
	10-1/2"	ATI100B8316	5/8"
7/32"	13-1/2"	ATI100B93/16	5/8"
	3-1/2"	ATI100B37/32	5/8"
	5-1/2"	ATI100B57/32	5/8"
	7-1/2"	ATI100B77/32	5/8"
1/4"	10-1/2"	ATI100B8732	5/8"
	3-1/2"	ATI100B3-1/4	5/8"
	5-1/2"	ATI100B514	5/8"
	7-1/2"	ATI100B7-1/4	5/8"
FLUSH	10-1/2"	ATI100B814	5/8"
	13-1/2"	ATI100B9-1/4	5/8"
	3-1/2"	ATI100BF-3B	5/8"
	5-1/2"	ATI100BF-5B	5/8"
	7-1/2"	ATI100BF-7B	5/8"

Rivet Size	Length	AN470 RIVET, .498 SHANK	
		Offset Drive Part Number	Body Diameter
1/4"	3-1/2"	ATI101B3-1/4	5/8"
	5-1/2"	ATI101B514	5/8"

Rivet Size	Length	AN430 RIVET, .401 SHANK		AN435 RIVET, .401 SHANK		AN455 RIVET, .401 SHANK	
		Part Number	Body Dia.	Part Number	Body Dia.	Part Number	Body Dia.
3/32"	3-1/2"	ATI100A3332A	1/2"	ATI100A3332B	1/2"	ATI100A3332E	1/2"
1/8"		ATI100A31/8A	1/2"	ATI100A31/8B	1/2"	ATI100A31/8E	1/2"
5/32"		ATI100A3532A	1/2"	ATI100A3532B	1/2"	ATI100A3532E	1/2"
3/16"		ATI100A3316A	1/2"	ATI100A3316B	1/2"	ATI100A3316E	1/2"
1/4"		ATI100A31/4A	5/8"	ATI100A31/4B	5/8"		
	7-1/2"	ATI100A71/4A	5/8"				

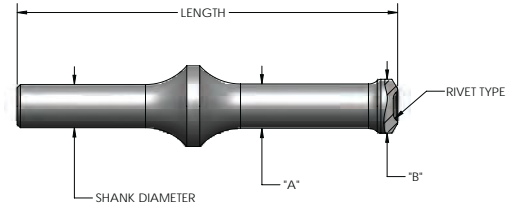
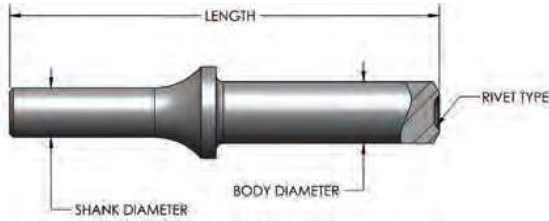


**SAFETY PRECAUTION:** Read and follow all safety and operating instructions.

**WARNING:** Face & eye protection must be worn while operating power tools, per ANSI B186.1



\*Special rivet sets may be ordered by providing rivet size, type, length, and shank diameter.



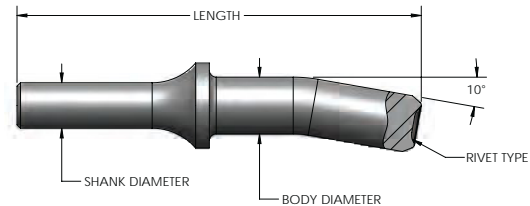
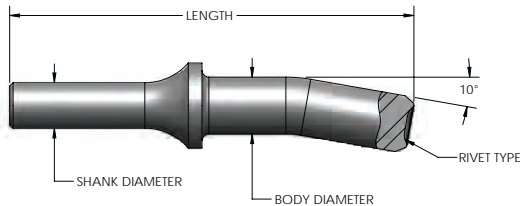
**STRAIGHT RIVET SETS FOR MODIFIED UNIVERSAL HEAD RIVETS, .401 SHANK**

Rivet Size	Length	BACR15FT RIVET	
		Part Number	Body Diameter
3/32"	3-1/2"	ATI100A3332F	1/2"
	5-1/2"	ATI100A5332F	1/2"
1/8"	2-1/2"	ATI100A21/8F	1/2"
	3-1/2"	ATI100A31/8F	1/2"
5/32"	5-1/2"	ATI100A51/8F	1/2"
	2-1/2"	ATI100A2532F	1/2"
3/16"	3-1/2"	ATI100A3532F	1/2"
	5-1/2"	ATI100A5532F	1/2"
	2-1/2"	ATI100A2316F	1/2"
7/32"	3-1/2"	ATI100A3316F	1/2"
	5-1/2"	ATI100A5316F	1/2"
	7-1/2"	ATI100A7316F	1/2"
1/4"	2-1/2"	ATI100A2732F	1/2"
	3-1/2"	ATI100A3732F	1/2"
	5-1/2"	ATI100A5732F	1/2"
1/4"	2-1/2"	ATI100A21/4F	5/8"
	3-1/2"	ATI100A31/4F	5/8"
	5-1/2"	ATI100A51/4F	5/8"

**STRAIGHT RIVET SETS FOR MODIFIED UNIVERSAL HEAD RIVETS, .401 SHANK**

Manufactured from H13 material and magnetic particle tested

Rivet Size	Part Number	BACR15FT RIVET			
		Reference	Dimension "A"	Dimension "B"	Length
1/8"	1112MBC4014	ST1112MB-C401-4	.280	.280	3.31"
	ST1112BC453	ST1112B-C401-4-53	.281	.437	3.31"
5/32"	1112MBC4015	ST1112MB-C401-5	.310	.350	3.31"
	1112MBC401A5	ST1112MB-C401A-5	.310	.310	3.31"
3/16"	ST1112BC553	ST1112B-C401-5-53	.312	.500	3.31"
	1112MBC4016	ST1112MB-C401-6	.340	.410	3.31"
	1112MBC401A6	ST1112MB-C401A-6	.340	.368	3.31"
7/32"	ST1112BC653	ST1112B-C401-6-53	.344	.562	3.31"
	1112BC401637	ST1112B-C401-6-37	.562	.562	2.31"
1/4"	ST1112MBC7	ST1112MB-C401-7	.380	.480	3.31"
	1112MBC401A7	ST1112MB-C401A-7	.380	.406	3.31"
9/32"	1112MBC4018	ST1112MB-C401-8	.410	.540	3.31"
	1112MBC401A8	ST1112MB-C401A-8	.410	.482	3.31"
	ST1112BC853	ST1112B-C401-8-53	.406	.656	3.31"
1/4"	1112BC401837	ST1112B-C401-8-37	.656	.656	2.31"
1/4"	1112MBC4019	ST1112MB-C401-9	.440	.610	3.31"



**OFFSET RIVET SETS FOR MODIFIED UNIVERSAL HEAD RIVETS, .401 SHANK**

Rivet Size	Length	BACR15FT RIVET	
		Part Number	Body Diameter
1/8"	3-1/2"	ATI101A31/8F	1/2"
	5-1/2"	ATI101A518F	1/2"
5/32"	3-1/2"	ATI101A3532F	1/2"
	5-1/2"	ATI101A5532F	1/2"
3/16"	3-1/2"	ATI101A3316F	1/2"
	5-1/2"	ATI101A5316F	1/2"
7/32"	3-1/2"	ATI101A3732F	1/2"
	5-1/2"	ATI101A5732F	1/2"
1/4"	3-1/2"	ATI101A31/4F	5/8"
	5-1/2"	ATI101A514F	5/8"

**OFFSET RIVET SETS FOR MODIFIED UNIVERSAL HEAD RIVETS, .401 SHANK**

Manufactured from H13 material and magnetic particle tested

Rivet Size	Length	Part Number	BACR15FT RIVET	
			Reference	Body Diameter
1/8"	3-1/2"	1112MBR40143	ST1112MB-R401-4-3	.375
5/32"	3-1/2"	1112MBR40153	ST1112MB-R401-5-3	.410
	5-1/2"	1112MBR40155	ST1112MB-R401-5-5	.410
3/16"	3-1/2"	ST1112MBR63	ST1112MB-R401-6-3	.480
	5-1/2"	*ST1112MBR611	ST1112MB-R401C-611	.560
7/32"	3-1/2"	1112MBR40173	ST1112MB-R401-7-3	.560
	5-1/2"	1112MBR40175	ST1112MB-R401-7-5	.560
1/4"	3-1/2"	1112MBR40183	ST1112MB-R401-8-3	.610

\*ST1112MBR611 has 20° offset

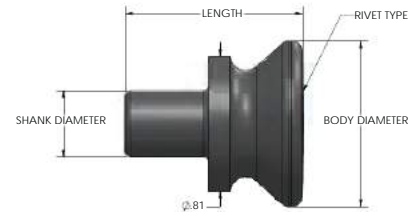
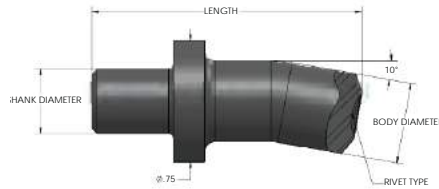
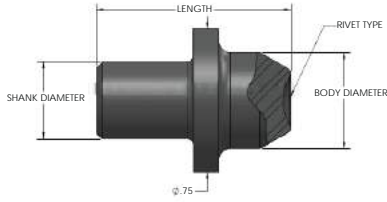


**SAFETY PRECAUTION:** Read and follow all safety and operating instructions.  
**WARNING:** Face & eye protection must be worn while operating power tools, per ANSI B186.1

# RIVETING TOOLS AND ACCESSORIES

## JIFFY TYPE RIVET SETS , GOOSENECKS, AND DOUBLE OFFSETS

\*Special Jiffy sets may be ordered by providing rivet size, type, length, and shank diameter.

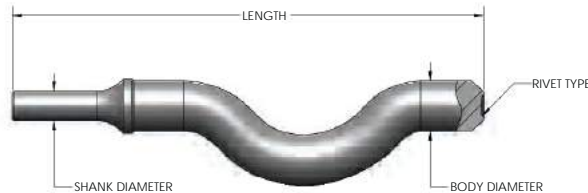


### STRAIGHT JIFFY SETS

Part Number	Rivet Size	Rivet Type	Length	Body Diameter	Shank Diameter
JAT100AF-1A	FLUSH	FLUSH	1"	1/2"	.401
JAT119A-2B	FLUSH	FLUSH	2-1/8"	1" FACE	.401
JAT100A1332	3/32"	AN470	1"	1/2"	.401
JAT100A118	1/8"	AN470	1"	1/2"	.401
JAT100A1532	5/32"	AN470	1"	1/2"	.401
JAT100A1316	3/16"	AN470	1"	1/2"	.401

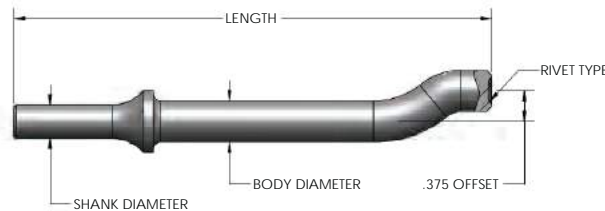
### OFFSET JIFFY SETS

Part Number	Rivet Size	Rivet Type	Length	Body Diameter	Shank Diameter
JAT101A1332	3/32"	AN470	1-5/8"	1/2"	.401
JAT101A118	1/8"	AN470	1-5/8"	1/2"	.401
JAT101A1532	5/32"	AN470	1-5/8"	1/2"	.401
JAT101A1316	3/16"	AN470	1-5/8"	1/2"	.401



### GOOSENECK RIVET SETS

Part Number	Rivet Size	Rivet Type	Length	Body Diameter	Shank Diameter
ATI104AF	FLUSH	FLUSH	6-5/8"	.69	.401
ATI104A-1/16	1/16"	AN470	6-5/8"	.69	.401
ATI104A-3/32	3/32"	AN470	6-5/8"	.69	.401
ATI104A-1/8	1/8"	AN470	6-5/8"	.69	.401
ATI104A-5/32	5/32"	AN470	6-5/8"	.69	.401
ATI104A-3/16	3/16"	AN470	6-5/8"	.69	.401
ATI104A-7/32	7/32"	AN470	6-5/8"	.69	.401
ATI104A-1/4	1/4"	AN470	6-5/8"	.69	.401



### DOUBLE OFFSET RIVET SETS

Part Number	Rivet Size	Rivet Type	Length	Body Diameter	Shank Diameter
ATI105AF	FLUSH	FLUSH	5-3/4"	1/2"	.401
ATI105A-1/16	1/16"	AN470	5-3/4"	1/2"	.401
ATI105A-3/32	3/32"	AN470	5-3/4"	1/2"	.401
ATI105A-1/8	1/8"	AN470	5-3/4"	1/2"	.401
ATI105A-5/32	5/32"	AN470	5-3/4"	1/2"	.401
ATI105A-3/16	3/16"	AN470	5-3/4"	1/2"	.401
ATI105A-7/32	7/32"	AN470	5-3/4"	1/2"	.401
ATI105A-1/4	1/4"	AN470	5-3/4"	1/2"	.401
ATI105A-9/32	9/32"	AN470	5-3/4"	1/2"	.401




**SAFETY PRECAUTION:** Read and follow all safety and operating instructions.  
**WARNING:** Face & eye protection must be worn while operating power tools, per ANSI B186.1



### FLUSH RIVET SET, SWIVEL-TYPE

Performs high-speed flush riveting on flat or curved surfaces and is designed for ease of handling, with a swivel action to produce quick alignment. The highly polished rivet set head is enclosed in a rubber sleeve.

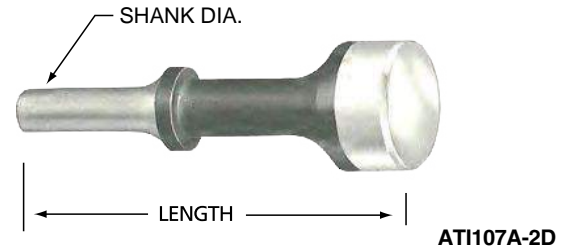
Part Number	Face Diameter	Length	Shank Diameter
ATI106A	1-1/4"	3-1/2"	.401
ATI106B	1-1/4"	3-1/2"	.498



### FLUSH RIVET SET

Large radii at critical points enable this rivet set to withstand continuous rugged use. Where a smooth skin surface is essential, this rivet set, with its slightly crowned and highly polished face, will perform rapid flush riveting.


Part Number	Face Diameter	Length	Shank Diameter
ATI107A-1	1"	2-3/4"	.401
ATI107A-2	1-1/4"	2-3/4"	.401
ATI107A-3	1-1/4"	3-1/2"	.401
ATI107A-4	1"	5-1/2"	.401
ATI107A-6	1"	7-1/2"	.401
ATI107A-7	1-1/4"	7-1/2"	.401
ATI107B-1	1"	3"	.498
ATI107B-2	1-1/4"	3"	.498
ATI107B3	1-1/4"	3-1/2"	.498
ATI107B-4	1"	5-1/2"	.498
ATI107B-5	1-1/4"	5-1/2"	.498
ATI107B-6	1"	7-1/2"	.498
ATI107B-7	1-1/4"	7-1/2"	.498



### PEENING TOOL WITH ALUMINUM, BRASS, OR NYLON INSERT

This peening tool is designed for the straightening of aluminum sheet after forming.

Part Number	Head Material	Face Diameter	Length	Shank Diameter
ATI107A-2D	Aluminum	1"	3-1/8"	.401
ATI107A2DB	Brass	1"	3-1/8"	.401
ATI107A2DN	Nylon	1"	3-1/8"	.401
ATI107B-2D	Aluminum	1"	3-1/8"	.498



### FLUSH RIVET SET WITH RUBBER GUARD

A rubber guard added to this flush rivet set helps prevent slippage and damage to skin surface.

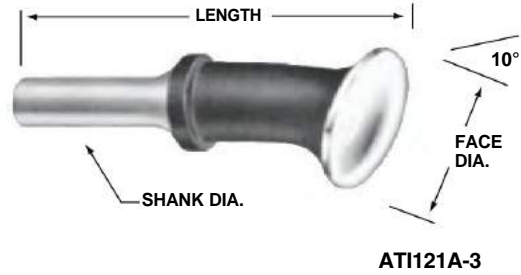
Part Number	Face Diameter	Length	Shank Diameter
ATI110CA	3/4"	2-1/2"	.401
ATI110CB	1"	2-1/2"	.401
ATI110CC	1-1/4"	2-1/2"	.401



### FLUSH RIVET SET, MUSHROOM TYPE

This convex crowned, flush rivet set is particularly adapted to riveting thin sections without danger of denting or dishing skin surface.

Part Number	Face Diameter	Length	Shank Diameter
ATI112A	1-7/8"	3"	.401
ATI112B	1-7/8"	3"	.498



**FLUSH RIVET SET, EXTRA SHORT**

The unique design of this extra-short flush set enables it to withstand extremely rugged use. A mirror-polished, crown-working surface prevents damage to the skin.

Part Number	Face Diameter	Length	Shank Diameter
AT1113A-1	3/4"	1-11/16"	.401
AT1113A-2	1"	1-13/16"	.401
AT1113A-3	1-1/4"	1-13/16"	.401
*AT1113A2SPCR	1"	1-13/16"	.401

\*Increased crown height

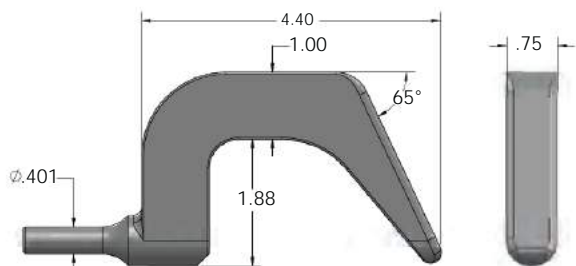


**FLUSH RIVET SET, STUBBY TYPE**

Part Number	Face Diameter	Length	Shank Diameter
AT1119A-1B	3/4"	2-1/8"	.401
AT1119A-2B	1"	2-1/8"	.401
AT1119A-3B	1-1/8"	2-1/8"	.401
AT1119A4B	1-1/4"	2-1/8"	.401
AT1119B-1B	3/4"	2-1/8"	.498
AT1119B-2B	1"	2-1/8"	.498
AT1119B-3B	1-1/8"	2-1/8"	.498
AT1119B-4B	1-1/4"	2-1/8"	.498

**FLUSH SET FOR LIMITED ACCESS  
ST1111BP401K**

Heat-treated and polished to a mirror finish. The perfect tool for those hard-to-reach riveting applications



**FLUSH RIVET SET, OFFSET**

Part Number	Face Diameter	Length	Shank Diameter
AT1121A-3	1-1/4"	3-1/2"	.401
AT1121A-4	1"	5-1/2"	.401
AT1121A-5	1-1/4"	5-1/2"	.401
AT1121A-6	1"	7-1/2"	.401
AT1121A-7	1-1/4"	7-1/2"	.401
AT1121B-3	1-1/4"	3-1/2"	.498
AT1121B-4	1"	5-1/2"	.498
AT1121B-5	1-1/4"	5-1/2"	.498
AT1121B-6	1"	7-1/2"	.498
AT1121B-7	1-1/4"	7-1/2"	.498



ATIST1111BK2

**FLUSH RIVET SET, POLYURETHANE RIM**

Manufactured from H-13 material tool steel, this flush set is magnetic particle tested after heat treat, and shot-peened for stress relief prior to polish. The machine crown and polyurethane rim make this a preferred set ideal for skin work.

Part Number	Face Diameter	Length	Shank Diameter	Reference
ATIST1111BK1	3/4"	2-1/2"	.401	ST1111B-V401K-1
ATIST1111BK2	1"	2-1/2"	.401	ST1111B-V401K-2
ATIST1111BK3	1-1/4"	2-1/2"	.401	ST1111B-V401K-3
ST1111BV48E1	3/4"	2-1/2"	.498	ST1111B-V498E-1
ST1111BV48E2	1"	2-1/2"	.498	ST1111B-V498E-2
ST1111BV48E3	1-1/4"	2-1/2"	.498	ST1111B-V498E-3
ST1111BVR1	Rim, Replacement, Polyurethane			ST1111B-VR-1
ST1111BVR2	Rim, Replacement, Polyurethane			ST1111B-VR-2
ST1111BVR3	Rim, Replacement, Polyurethane			ST1111B-VR-3



**SAFETY PRECAUTION:** Read and follow all safety and operating instructions.  
**WARNING:** Face & eye protection must be worn while operating power tools, per ANSI B186.1



### STRAIGHT DRIVE SETS FOR HUCK® LOCKBOLTS

Developed to drive Huck® lockbolt collars. The ATI118M Series tools are precision machined with close tolerance cavities.

Part Number	Lockbolt Size	Length	Shank Diameter
ATI118M3-L5	5/32"	3-1/2"	.401
ATI118M3-L6	3/16"	3-1/2"	.401
ATI118M3L8	1/4"	3-1/2"	.401
ATI118M-5-L5	5/32"	5-1/2"	.401



### OFFSET DRIVE SETS FOR HUCK® LOCKBOLTS


Developed to drive Huck® lockbolt collars. The ATI118D Series tools are precision machined with close tolerance cavities and 10° offset.

Part Number	Lockbolt Size	Length	Shank Diameter
ATI118D3-L4	1/8"	3-1/2"	.401
ATI118D3-L5	5/32"	3-1/2"	.401
ATI118D3-L6	3/16"	3-1/2"	.401
ATI118D3L8	1/4"	3-1/2"	.401

### SQUEEZER SET FOR HUCK® LOCKBOLTS

Held to an extremely close tolerance, with a mirror polished cavity, this squeezer set is ideal for fast, accurate swaging of Huck® lockbolt collars.

Part Number	Lockbolt Size	Length	"D"	Shank Diameter
ATI118AL5	5/32"	1/2"	1/2"	.187
ATI118AL6	3/16"	5/8"	9/16"	.187
ATI118AL8	1/4"	1"	5/8"	.187



### STRAIGHT DRIVE SETS FOR HI-SHEAR® RIVETS, .401 SHANK

Engineered to drive Hi-Shear® rivet collars in open areas.

Rivet Size	Length	Part Number	Body Diameter
1/8"	3-1/2"	ATI130A318	1/2"
	5-1/2"	ATI130A518	1/2"
	7-1/2"	ATI130A718	1/2"
5/32"	3-1/2"	ATI130A3532	1/2"
	5-1/2"	ATI130A55/32	1/2"
	7-1/2"	ATI130A75/32	1/2"
3/16"	3-1/2"	ATI130A3316	1/2"
	5-1/2"	ATI130A53/16	1/2"
	7-1/2"	ATI130A73/16	1/2"
1/4"	3-1/2"	ATI130A3-1/4	5/8"
	5-1/2"	ATI130A51/4	5/8"



### OFFSET DRIVE SETS FOR HI-SHEAR® RIVETS, .401 SHANK

Engineered to drive Hi-Shear® rivet collars in open areas and when offset riveting is required.

Rivet Size	Length	Part Number	Body Diameter
1/8"	3-1/2"	ATI131A318	1/2"
	5-1/2"	ATI131A518	1/2"
5/32"	3-1/2"	ATI131A3532	1/2"
	5-1/2"	ATI131A5532	1/2"
3/16"	3-1/2"	ATI131A3316	1/2"
	5-1/2"	ATI131A5316	1/2"
1/4"	3-1/2"	ATI131A314	5/8"
	5-1/2"	ATI131A514	5/8"



**SAFETY PRECAUTION:** Read and follow all safety and operating instructions.  
**WARNING:** Face & eye protection must be worn while operating power tools, per ANSI B186.1



ATI1206-6



ATI2165-2

**FLAT CHISEL, GUN TYPE**

Part Number	Length	Shank Diameter
ATI1206-6	6-3/4"	.401
ATI1206-8	8"	.401
ATI1206-10	10"	.401
ATI1206-12	12"	.401

**GUN TYPE CHISEL FOR HUCK® LOCKBOLTS**

Part Number	Lockbolt Size	Length	Shank Diameter
ATI2165-2	5/32"	5-1/2"	.401
ATI2165-3	3/16"	5-1/2"	.401
ATI2165-4	1/4"	5-1/2"	.401
ATI2165-5	5/16"	5-1/2"	.401
ATI2165-6	3/8"	5-1/2"	.401



Hi-Shear® Knockout Punch



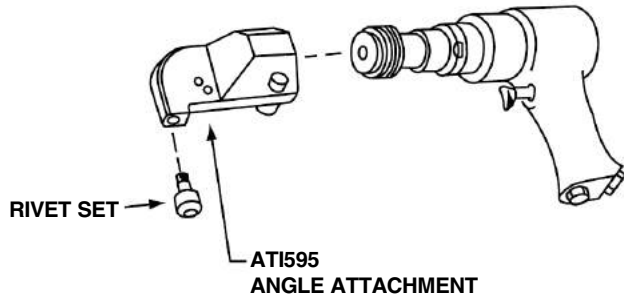
Standard Knockout Punch

**KNOCK-OUT PUNCH, HI-SHEAR®**

Part Number	Rivet Size	Length	Shank Diameter
ATI140A-3	3/32"	3-1/2"	.401
ATI140A341/4	3/32"	4-1/4"	.401
ATI140A-3MM	3MM	3-1/2"	.401
ATI140A-4	1/8"	3-1/2"	.401
ATI140A441/4	1/8"	4-1/4"	.401
ATI140A-5	5/32"	3-1/2"	.401
ATI140A541/4	5/32"	4-1/4"	.401
ATI140A-6	3/16"	3-1/2"	.401
ATI140A641/4	3/16"	4-1/4"	.401
ATI140A-5MM	5MM	3-1/2"	.401
ATI140A-6MM	6MM	3-1/2"	.401
ATI140A-8	1/4"	3-1/2"	.401
ATI140A841/4	1/4"	4-1/4"	.401
ATI140A-10	5/16"	3-1/2"	.401
ATI140A-12	3/8"	4-1/2"	.401
ATI140B-6	3/16"	3-1/2"	.498
ATI140B-8	1/4"	3-1/2"	.498
ATI140B-10	5/16"	3-1/2"	.498
ATI140B-12	3/8"	4-1/2"	.498

**KNOCK-OUT PUNCH, STANDARD**

Part Number	Rivet Size	Length	Shank Diameter
ATI141A33/32	3/32"	3-1/2"	.401
ATI141A31/8	1/8"	3-1/2"	.401
ATI141A35/32	5/32"	3-1/2"	.401
ATI141A33/16	3/16"	3-1/2"	.401
ATI141A37/32	7/32"	3-1/2"	.401
ATI141A31/4	1/4"	3-1/2"	.401
ATI141A35/16	5/16"	3-1/2"	.401
ATI141A33/8	3/8"	3-1/2"	.401
ATI141B33/16	3/16"	3-1/2"	.498
ATI141B31/4	1/4"	3-1/2"	.498
ATI141B35/16	5/16"	3-1/2"	.498
ATI141B33/8	3/8"	3-1/2"	.498



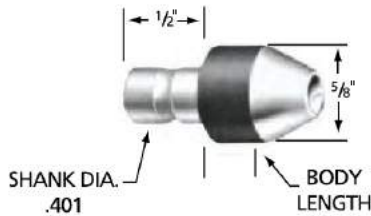
**90° RIVET HAMMER ANGLE ATTACHMENT  
AT1595 SERIES**

A production aid for driving rivets in extremely hard-to-reach places. This 90° tool is a small, compact rivet gun attachment weighing only 16 oz. complete. It has 5/32" rivet capacity and uses ATI standard AT11757 and AT11758 Series rivet sets. Using the standard short set, this tool will reach into an opening 2-1/2" high.

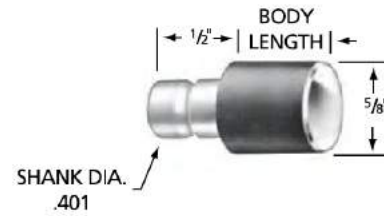


Part Number	Shank Diameter	Thread Pitch (TPI)	For Use With:
AT1595B	.401	7	Ingersoll-Rand, Jiffy, Sioux
AT1595C	.401	8	ATI, Cleco, Chicago Pneumatic
AT1595BK	Angle attachment set includes AT1595B and 4 rivet sets in <b>blue</b> below		
AT1595CK	Angle attachment set includes AT1595C and 4 rivet sets in <b>blue</b> below		

**RIVET SETS, CUPPED-TYPE  
AT11757 SERIES**



**RIVET SETS, FLUSH-TYPE  
AT11758 SERIES**



Part Number	Rivet Size	Rivet Type	Body Length	Shank Diameter
AT11757AP332	3/32"	AN470	1/4"	.401
AT11757AP1/8	1/8"	AN470	1/4"	.401
AT11757AP532	5/32"	AN470	1/4"	.401
AT11757AP316	3/16"	AN470	1/4"	.401
AT11758AP	FLUSH	FLUSH	1/4"	.401
AT11758AR	FLUSH	FLUSH	3/8"	.401
AT11758AS	FLUSH	FLUSH	1/2"	.401

Included in AT1595BK and AT1595CK Sets

**GOOSENECK-TYPE ADAPTER AND EXTENSION**

**AT1134GA**

Originally designed for interchangeable inserts for Hi-Shear® collars, this unique adapter also accommodates Jiffy sets, AT11757 & AT11758 Series rivet sets, and standard .401 shank diameter rivet sets.



**SAFETY PRECAUTION:** Read and follow all safety and operating instructions.  
**WARNING:** Face & eye protection must be worn while operating power tools, per ANSI B186.1

# RIVETING TOOLS AND ACCESSORIES

## RIVET HAMMERS



### RIVET HAMMERS

- Aluminum offset pistol grip
- Teasing trigger for precise control
- Includes air flow valve, beehive spring, and quick-release retainer spring

Part Number	Aluminum Rivet Capacity	Steel Rivet Capacity	BPM	Length	Weight	Shank Diameter
ATIU-2X	5/32"	3/32"	2580	6-1/2"	2.25 lbs.	.401
ATIATC3X	3/16"	5/32"	2160	7-1/4"	2.25 lbs.	.401
ATIATC4X	1/4"	3/16"	1740	8-1/4"	2.75 lbs.	.401
ATIU5X	9/32"	3/16"	1560	8-1/4"	4.75 lbs.	.498
ATIU-7X	3/8"	5/16"	900	11-1/4"	6.00 lbs.	.498
ATIATU-9X	5/16"	1/4"	1140	9-1/4"	5.12 lbs.	.498



### JIFFY TYPE RIVET HAMMERS

Use JAT100A and JAT101A Series Jiffy type rivet sets

Part Number	Aluminum Rivet Capacity	Steel Rivet Capacity	BPM	Length	Weight	Shank Diameter
ATI17-100B	5/32"	1/8"	2850	3-3/4"	2.25 lbs.	.401
ATI17-200B	3/16"	5/32"	2700	4-1/4"	2.62 lbs.	.401



## RETAINER SPRINGS

### ATI114C-3 QUICK RELEASE

- Fast thumb release to quickly change rivet sets
- Works with any 3x or 4x rivet hammer
- Accommodates 1/2" or 9/16" body diameter rivet sets



### ATI115 BEEHIVE TYPE

Fixed type retainer spring for maximum safety.

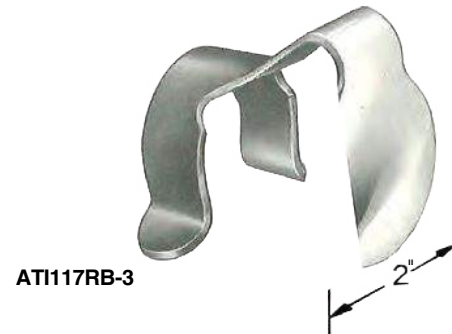
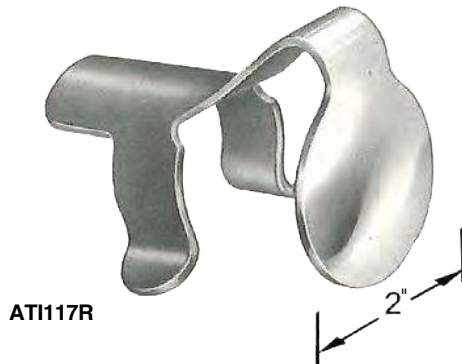
ATI115A	For 1/2" body diameter rivet sets
ATI115B	For 5/8" body diameter rivet sets





The two types of rivet shields illustrated have been designed to provide additional skin protection when flush riveting. Both units are manufactured with heat-treated and polished faces.

Part Number	Shield Diameter
ATI117R	2"
ATI117RB-3	2" with 1/2" cut-away relief



**RIVET SET EXTENSION ADAPTER**

.401 Shank; .401 Recess

Part Number	OAL
ATI124A-4	4"
ATI124A-6	6"
ATI124A-12	12"



**SHANK ADAPTERS**



**1111BV41V498**

This sleeve nests in the barrel of the rivet hammer, easily converting .498 bore diameter to .401.



**ATI124B-3**

Converts .401 shank rivet sets to .498. Use 5X, 9X, and 7X guns with .401 tools.

**GRIP GAUGES**

**ATI269C3 & ATI2612**

Simple, self-explanatory gauges determine material thickness and proper rivet grip length.



## RIVETING TOOLS AND ACCESSORIES

### SHEET-METAL TOOL KITS AND RIVET CUTTERS



These kits provide the essentials for straight and offset riveting. Ideal for structural and sheet-metal technicians, home builders, and students. Plastic zipped carrying case for tool control and FOD prevention.

<b>ATI590RGK3X</b>	<b>WITH ATIATC3X RIVET GUN</b>
<b>ATI590RGK-4X</b>	<b>WITH ATIATC4X RIVET GUN</b>

Kit includes:

1	RIVET HAMMER	1	ATI101AF-3A
1	ATI100A33/32	1	ATI107A-2
1	ATI100A3-1/8	1	ATI110CB
1	ATI100A35/32	1	ATI114C-3
1	ATI100A33/16	1	ATI638
1	ATI101A33/32	1	ATI647
1	ATI100A3-1/8	1	ATI670
1	ATI101A35/32	1	ATI681
1	ATI101A3316	1	A-1142 (oil)



**ATI590RGK4X**  
Clear zipper case included

<b>ATI590SMKSP1</b>	<b>WITH SIOUX 270 RIVET GUN</b>
<b>ATI590SMKSP6</b>	<b>WITH ATIATC4X RIVET GUN</b>

- Four straight AN470 universal rivet sets (3/32", 1/8", 5/32", 3/16")
- One flush rivet set
- Four integral pilot countersinks (#10, #21, #30, #40) pilot sizes
- Microstop-ball bearing
- Hand rivet cutter
- Rivet hammer (see chart)
- Four spring tension u-clamps
- 12 Each (3/32", 1/8", 5/32", 3/16") temporary fasteners
- Sioux 1410 drill
- Jobber drills- 3/32", 1/8", 5/32", 3/16", #40, #30, #21, #10
- Drill stops- #10, #21, #30, #40
- Sheet holder pliers
- Bucking Bar
- Retainer spring-quick release



**ATI590SMKSP1**



#### ATI501R

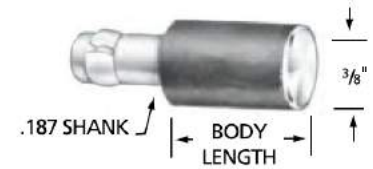
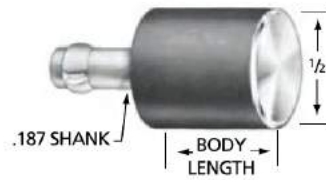
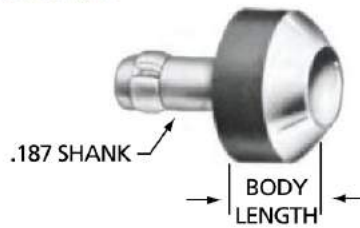
This rivet cutter is designed to quickly and easily shear aluminum rivets. It is adjustable for 1/4" to 3/4" long rivets in 1/16" increments, for rivet sizes 3/32", 1/8", 5/32", 3/16", 7/32", and 1/4".



#### ATI501S

This rivet cutter, with 13" tubular handles for additional leverage, was developed for the U.S. Government.





Rivet Size	Rivet Type	Body Diameter	Shank Diameter	1/8" BODY LENGTH	1/4" BODY LENGTH	3/8" BODY LENGTH	1/2" BODY LENGTH	5/8" BODY LENGTH	3/4" BODY LENGTH
3/32"	AN470	3/8"	.187	ATI108AN3/32	ATI108AP3/32	ATI108AR3/32	ATI108AS3/32	ATI108AT3/32	ATI108AW3/32
1/8"	AN470	3/8"	.187	ATI108AN1/8	ATI108AP1/8	ATI108AR1/8	ATI108AS1/8	ATI108AT1/8	ATI108AW1/8
5/32"	AN470	1/2"	.187	ATI108AN5/32	ATI108AP5/32	ATI108AR5/32	ATI108AS5/32	ATI108AT5/32	ATI108AW5/32
3/16"	AN470	1/2"	.187	ATI108AN3/16	ATI108AP3/16	ATI108AR3/16	ATI108AS3/16	ATI108AT3/16	ATI108AW3/16
1/4"	AN470	5/8"	.187	ATI108AN1/4	ATI108AP1/4	ATI108AR1/4	ATI108AS1/4	ATI108AT1/4	ATI108AW1/4
3/32"	AN470	3/8"	.250	ATI108BN3/32	ATI108BP3/32	ATI108BR3/32	ATI108BS3/32	ATI108BT3/32	ATI108BW3/32
1/8"	AN470	3/8"	.250	ATI108BN1/8	ATI108BP1/8	ATI108BR1/8	ATI108BS1/8	ATI108BT1/8	ATI108BW1/8
5/32"	AN470	1/2"	.250	ATI108BN5/32	ATI108BP5/32	ATI108BR5/32	ATI108BS5/32	ATI108BT5/32	ATI108BW5/32
3/16"	AN470	1/2"	.250	ATI108BN3/16	ATI108BP3/16	ATI108BR3/16	ATI108BS3/16	ATI108BT3/16	ATI108BW3/16
1/4"	AN470	5/8"	.250	X	ATI108BP1/4	ATI108BR1/4	ATI108BS1/4	ATI108BT1/4	X
FLUSH	FLUSH	1/2"	.187	ATI109AN	ATI109AP	ATI109AR	ATI109AS	ATI109AT	ATI109AW
FLUSH	FLUSH	3/8"	.187	ATI109EN	ATI109EP	ATI109ER	ATI109ES	ATI109ET	ATI109EW
FLUSH	FLUSH	1/2"	.250	ATI109BN	ATI109BP	ATI109BR	ATI109BS	ATI109BT	ATI109BW

Included in 33 Piece Kit

Included in 16 Piece Kit

RIVET SQUEEZER SETS FOR MODIFIED UNIVERSAL HEAD RIVETS, BACR15FT

Rivet Size	Rivet Type	Body Diameter	Shank Diameter	1/8" BODY LENGTH	1/4" BODY LENGTH	3/8" BODY LENGTH	1/2" BODY LENGTH	5/8" BODY LENGTH	3/4" BODY LENGTH
5/32"	BACR15FT	1/2"	.187	ATI108AN532F	ATI108AP532F	ATI108AR532F	ATI108AS532F	ATI108AT532F	ATI108AW532F
3/16"	BACR15FT	1/2"	.187	ATI108AN316F	ATI108AP316F	ATI108AR316F	ATI108AS316F	ATI108AT316F	ATI108AW316F
1/4"	BACR15FT	5/8"	.187	ATI108AN1/4F	ATI108AP1/4F	ATI108AR1/4F	ATI108AS1/4F	ATI108AT1/4F	X

RIVET SQUEEZER KITS

**ATI108A33PC**

- 33 Piece set for installing universal (AN470) and flush (AN426) rivets
- 3/16" Diameter shank with lock ring
- Universal (AN470) cup sizes 3/32", 1/8", 5/32", 3/16" and 1/4"
- Body lengths of 1/8", 1/4", 3/8", 1/2" and 5/8"
- Suitable for either hand or pneumatic squeezers
- See chart above for squeezer sets included

**ATI108A16PC**

- 16 Piece set for installing universal (AN470) and flush (AN426) rivets
- 3/16" Diameter shank with lock ring
- Universal (AN470) cup sizes 3/32", 1/8", 5/32", 3/16" and 1/4"
- Body lengths of 1/8", 1/4", 3/8", 1/2" and 5/8"
- Suitable for either hand or pneumatic squeezers
- See chart above for squeezer sets included



ATI108A33PC



**SAFETY PRECAUTION:** Read and follow all safety and operating instructions.  
**WARNING:** Face & eye protection must be worn while operating power tools, per ANSI B186.1

## RIVETING TOOLS AND ACCESSORIES

### HAND RIVET SQUEEZERS



#### ATI501A - ALLIGATOR-TYPE HAND RIVET SQUEEZER

- 3/32" - 5/32" rivet capacity
- 2 -1/2" reach
- 1-1/8" gap
- 18" handles for ample leverage
- Accepts 3/16" diameter shank rivet squeezer sets and cold dimple dies




ATI501A

#### C-TYPE SWIVEL YOKE HAND RIVET SQUEEZERS

- 3/32" - 5/32" rivet capacity
- 3/8" stroke
- 5/8" ram adjustment to eliminate shims
- 360 degree swivel yoke can be locked in any position
- Accepts 3/16" diameter shank rivet squeezer sets and cold dimple dies

Part Number	Reach	Closed Gap
ATI502AHD	1-1/2"	1-5/8"
ATI502AHE	3"	1-1/2"
ATI502D	1-1/2"	YOKE ONLY
ATI502E	3"	YOKE ONLY



ATI502AHE

18"

### 360° SWIVEL YOKE ATTACHMENTS

The ATI502 Swivel Yokes are furnished with attachment plates to fit the CP214 or equivalent air motor. This unit has a built-in ram adjustment which eliminates the need for washers to adjust the length of the squeezer and will automatically lock in the required position. The yoke can also be locked in any position in the full 360° swing. Uses standard squeezer sets with 3/16" shank diameter.

Part Number	Yoke Depth
ATI502YA	1-1/2"
ATI502YB	3"



\*Does not include power unit

### PNEUMATIC RIVET SQUEEZERS

#### PNEUMATIC RIVET SQUEEZER, ALLIGATOR AND C-TYPE

Use 3/16" shank squeezer sets, refer to ATI108 & ATI109 Series

Part Number	Yoke Style	Cylinder Type	Yoke Reach	Aluminum Rivet Capacity	Steel Rivet Capacity	Overall Length	Weight With Jaws
ATI114A	ALLIGATOR	SINGLE	1-1/2"	1/8"	3/32"	9-1/4"	4 lbs.
ATI114A214	ALLIGATOR	SINGLE	2-1/4"	3/32"	3/32"	10-1/8"	4-1/2 lbs.
ATI114A-3	ALLIGATOR	SINGLE	3"	3/32"	1/16"	10-7/8"	5 lbs.
ATI114TA	ALLIGATOR	TANDEM	1-1/2"	3/16"	5/32"	12"	5-1/2 lbs.
ATI114TA214	ALLIGATOR	TANDEM	2-1/4"	3/16"	1/8"	13"	6 lbs.
ATI114TA-3	ALLIGATOR	TANDEM	3"	5/32"	3/32"	14"	6-1/4 lbs.



ATI114A

Part Number	Yoke Style	Cylinder Type	Yoke Reach	Aluminum Rivet Capacity	Steel Rivet Capacity	Overall Length	Weight With Jaws
ATI114C	C-TYPE	SINGLE	1-1/2"	1/8"	3/32"	10-5/16"	4-1/2 lbs.
ATI114TC	C-TYPE	TANDEM	1-1/2"	3/16"	5/32"	14"	5-1/2 lbs.




ATI114C



## ATI BUCKING BARS ARE THE BEST VALUE AVAILABLE. HERE'S WHY:

All Bucking surfaces are flat and polished to a minimum 63 finish after heat treat.

ATI offers the largest selection of different configured bars available.



All Bucking surfaces are dipped in clear plastic to prevent damage during shipment and storage.

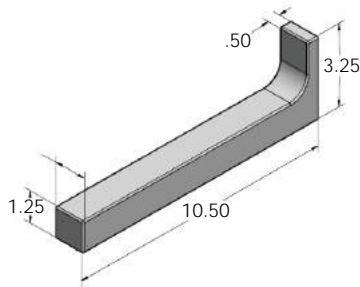
All sharp corners and edges are radiused 1/32"-1/16" to prevent skin damage.

# BUCKING BARS

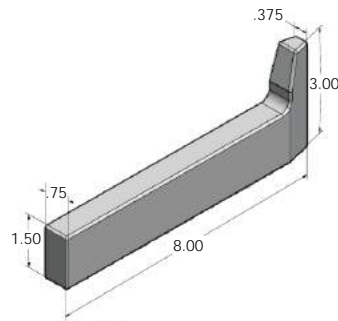
## BUCKING BARS, TUNGSTEN



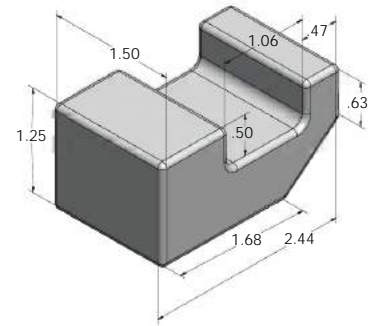
- High density tungsten absorbs bucking impact
  - Reduces vibration and minimizes bucking bar movement when riveting
  - Sharp edges are radiused up to 1/16" to prevent skin damage
  - Smaller configured design provides enhanced bucking in tight areas
- Custom designed tungsten bars may be available upon special request.



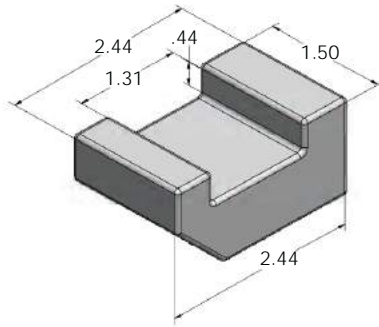
ATI613T  
9.0 LBS



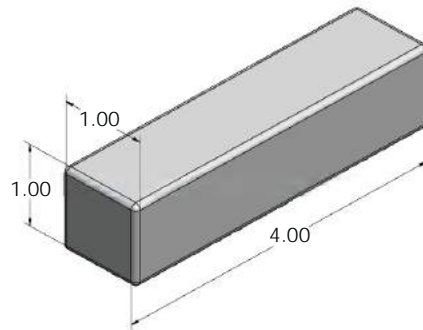
ATI614T  
8.0 LBS



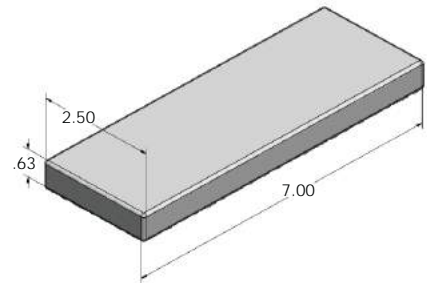
ATI634T  
1.6 LBS



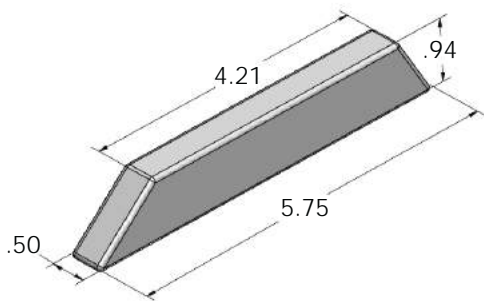
ATI634TX  
1.4 LBS



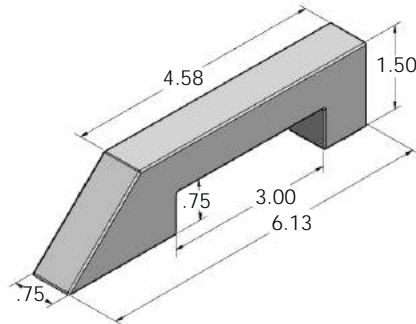
ATI729-3T  
1.55 LBS



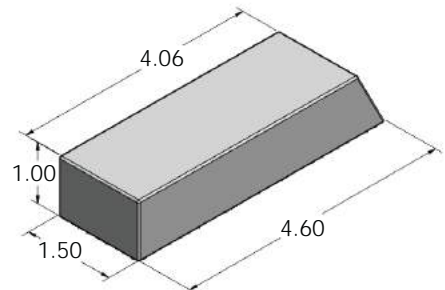
ATI729-13T  
1.2 LBS



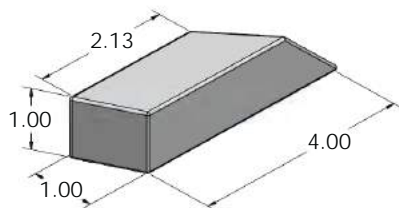
ATI732T  
2.11 LBS



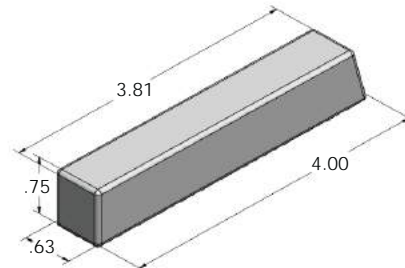
ATI760B-2T  
2.85 LBS



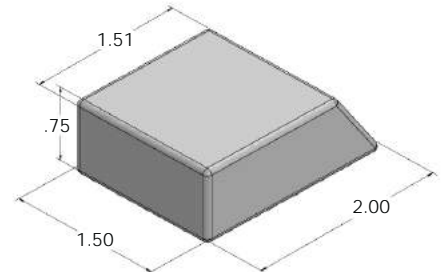
ATI760B-10T  
5.5 LBS



ATI760B-10TX  
1.92 LBS

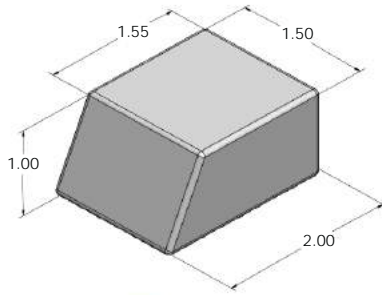


ATI760B10TXX  
1.25 LBS

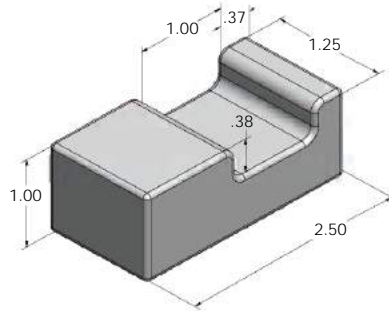


ATI764T  
1.3 LBS

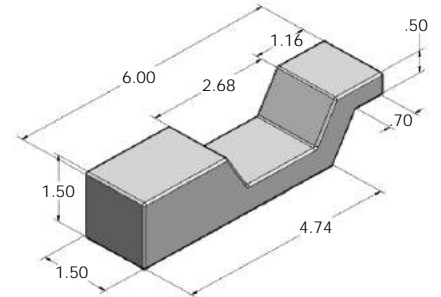




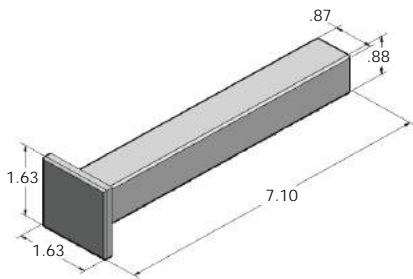
ATI765T  
1.75 LBS



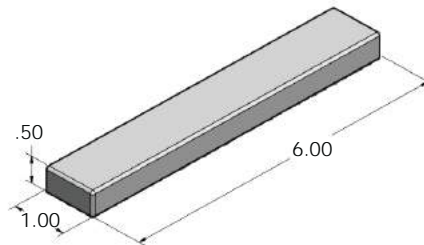
ATI766T  
1.7 LBS



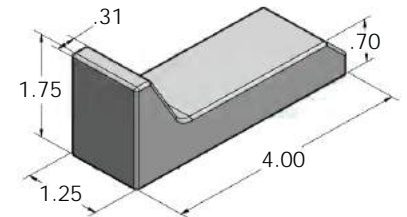
ATIETBB08  
6.0 LBS



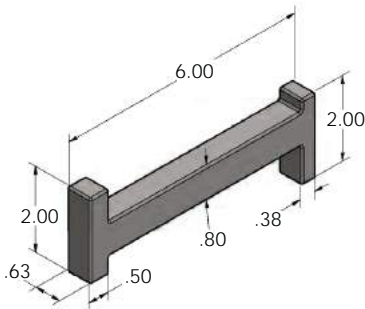
ATIETBB10  
3.85 LBS



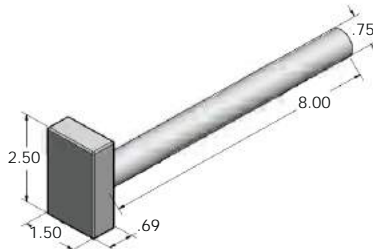
ATIETBB20  
1.95 LBS



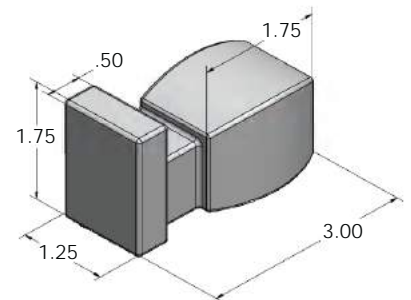
ATIETBB22  
2.90 LBS



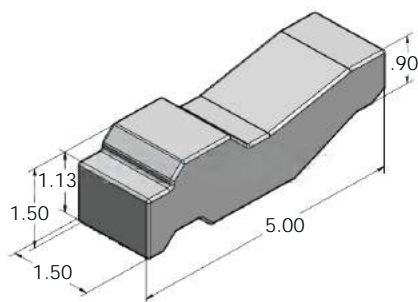
ATIETBB23  
2.40 LBS



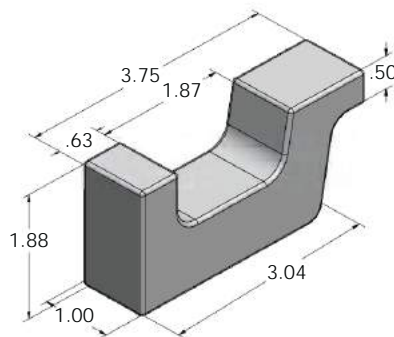
ATIETBB24  
4.05 LBS



ATIETBB25  
3.15 LBS



ATIETBB37  
5.75 LBS



ATIETBB40  
3.05 LBS

# BUCKING BARS

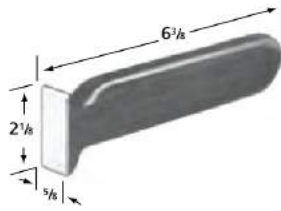
## BUCKING BARS, STANDARD



- All bucking surfaces are polished to a minimum 63 finish after heat treat
- All sharp corners and edges are radiused 1/32"-1/16" to prevent skin damage
- All bucking surfaces are dipped in clear plastic to prevent damage during shipment and storage



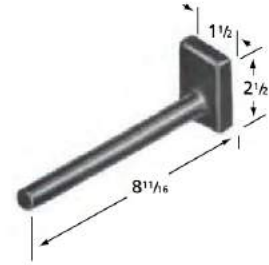
➤➤➤ **ATI601**  
6.00 LBS



➤➤➤ **ATI602**  
1.25 LBS



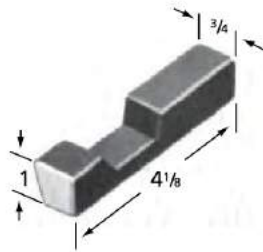
➤➤➤ **ATI603**  
6.50 LBS



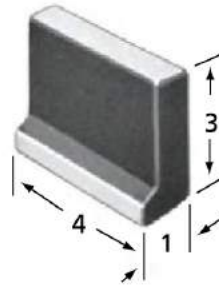
➤➤➤ **ATI604**  
1.75 LBS



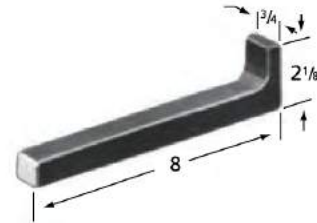
➤➤➤ **ATI605**  
1.50 LBS



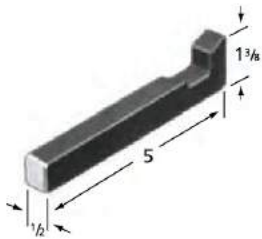
➤➤➤ **ATI606**  
0.75 LBS



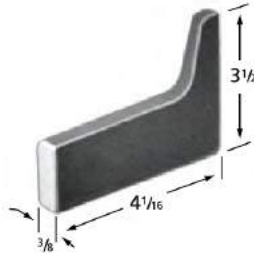
➤➤➤ **ATI607**  
2.50 LBS



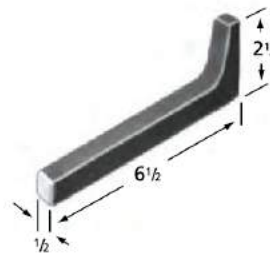
➤➤➤ **ATI608**  
1.25 LBS



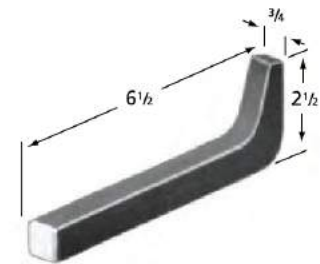
➤➤➤ **ATI609**  
0.50 LBS



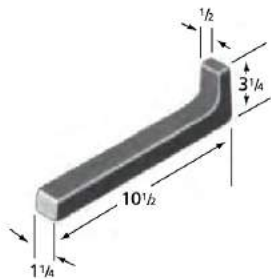
➤➤➤ **ATI610**  
0.75 LBS



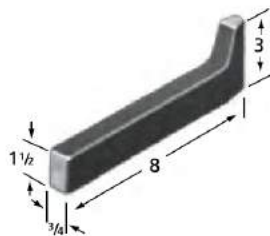
➤➤➤ **ATI611**  
1.00 LBS



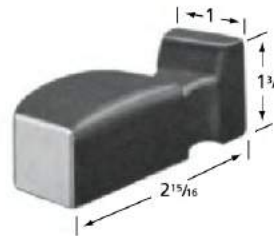
➤➤➤ **ATI612**  
1.25 LBS



➤➤➤ **ATI613**  
5.50 LBS



➤➤➤ **ATI614**  
2.75 LBS




➤➤➤ **ATI616**  
1.00 LBS



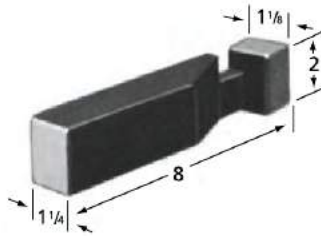
➤➤➤ **ATI618**  
2.25 LBS









ATI619  
1.25 LBS



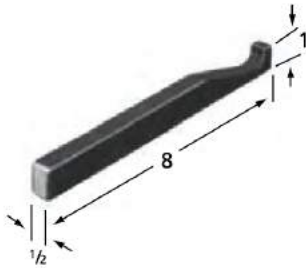
ATI620  
4.50 LBS



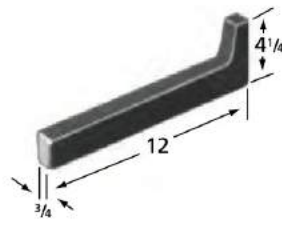
ATI621  
7.00 LBS



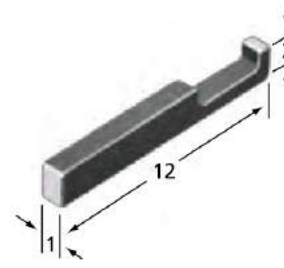
ATI622  
2.50 LBS




ATI624  
1.00 LBS



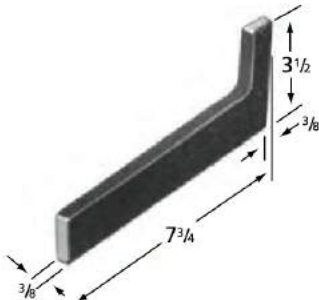
ATI625  
5.25 LBS



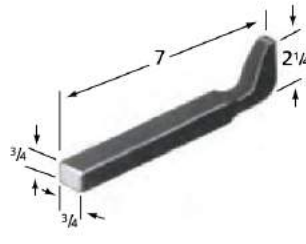
ATI626  
6.00 LBS



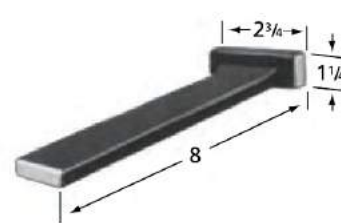
ATI627  
7.75 LBS



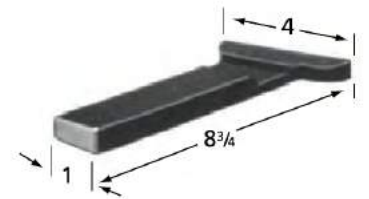
ATI628  
1.50 LBS




ATI629  
1.00 LBS



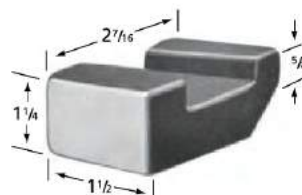
ATI630  
1.50 LBS




ATI632  
4.50 LBS



ATI633  
1.50 LBS



ATI634  
1.00 LBS

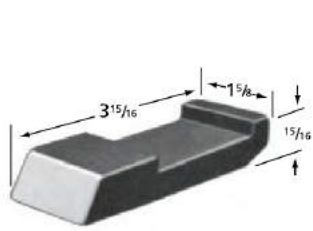


ATI636  
1.00 LBS




ATI637  
1.75 LBS


**BUCKING BARS**  
**BUCKING BARS, STANDARD**




ATI638  
1.25 LBS



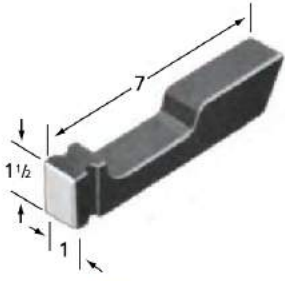
ATI639  
2.00 LBS



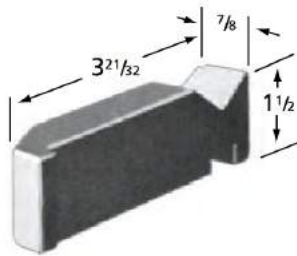
ATI640  
3.00 LBS



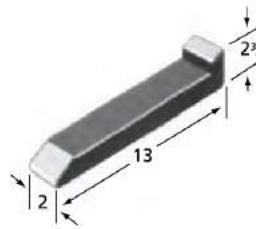
ATI641  
4.75 LBS



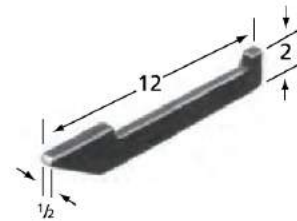
ATI642  
2.50 LBS



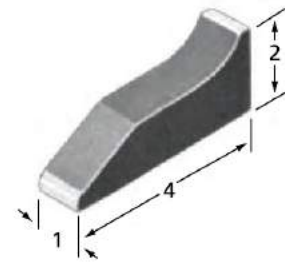
ATI643  
1.25 LBS



ATI644  
11.75 LBS




ATI646  
2.25 LBS



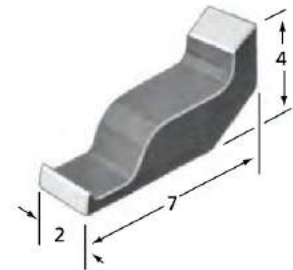
ATI647  
1.50 LBS



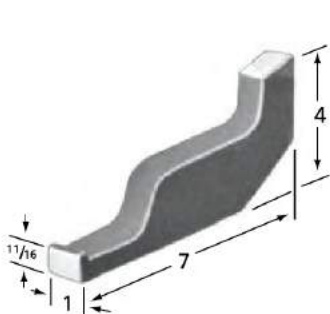
ATI648  
1.50 LBS



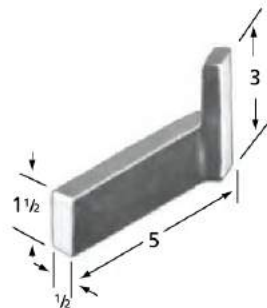
ATI649  
2.00 LBS



ATI652  
6.00 LBS



ATI653  
3.00 LBS



ATI656  
1.25 LBS

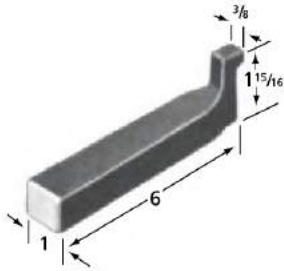


ATI657  
3.00 LBS

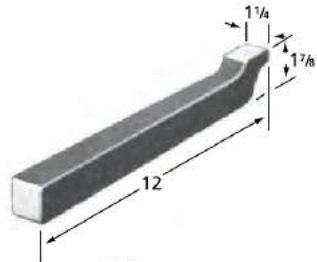


ATI658  
3.75 LBS

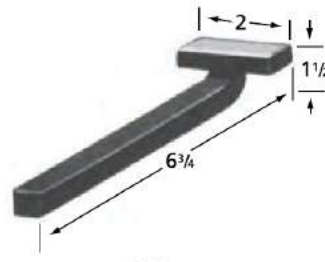




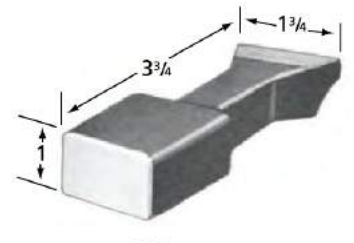
ATI659  
1.50 LBS




ATI661  
5.25 LBS



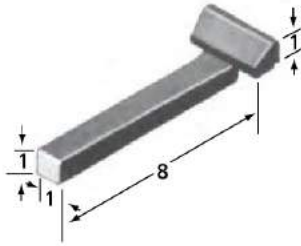
ATI662  
0.75 LBS



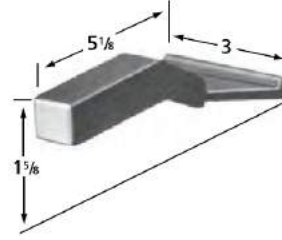
ATI664  
1.25 LBS



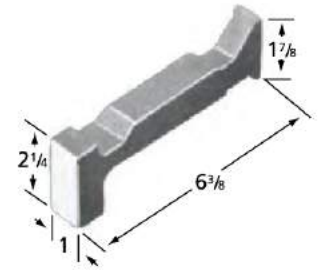
ATI665  
2.00 LBS



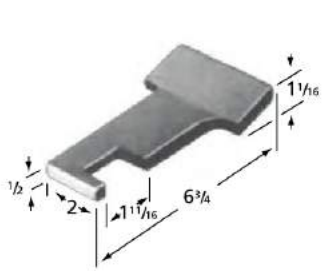
ATI668  
3.00 LBS



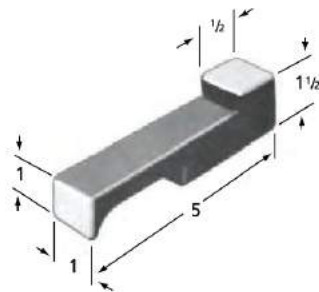
ATI669  
1.50 LBS



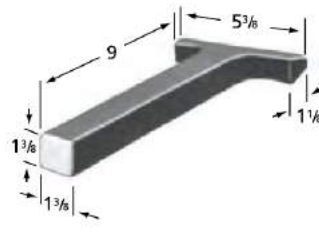
ATI670  
2.00 LBS



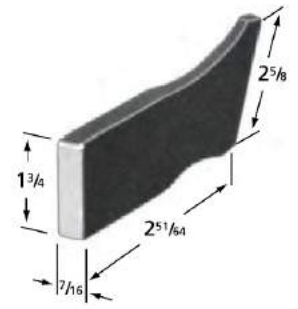
ATI671  
2.25 LBS



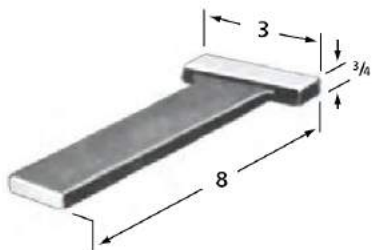
ATI672  
1.25 LBS




ATI674  
6.25 LBS




ATI676  
0.75 LBS



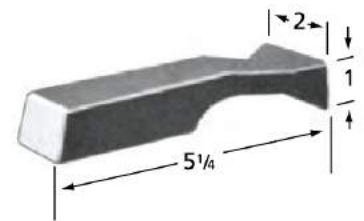
ATI678  
1.75 LBS



ATI679  
3.00 LBS

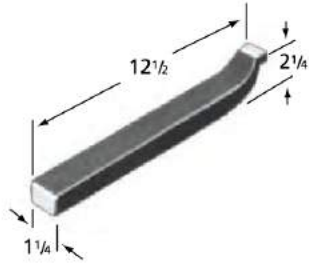


ATI680  
2.00 LBS

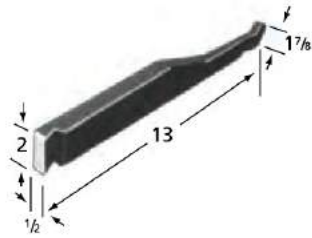


ATI681  
1.50 LBS

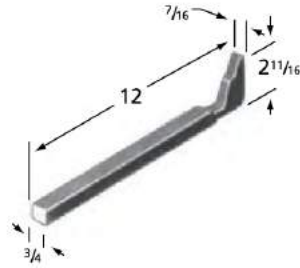
**BUCKING BARS**  
**BUCKING BARS, STANDARD**



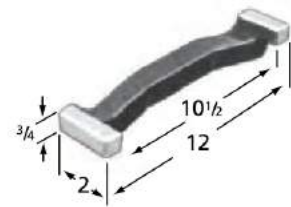
»»» **ATI682**  
5.50 LBS



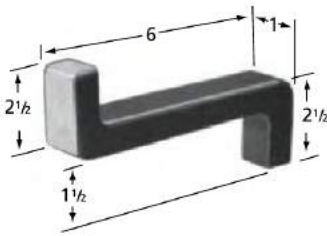
»»» **ATI683**  
3.00 LBS



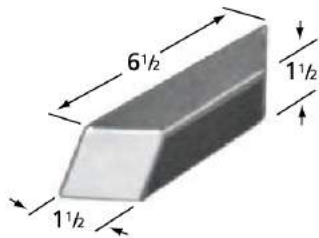
»»» **ATI685**  
2.00 LBS



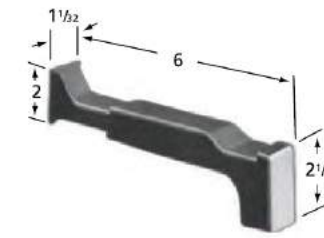
»»» **ATI686**  
4.00 LBS



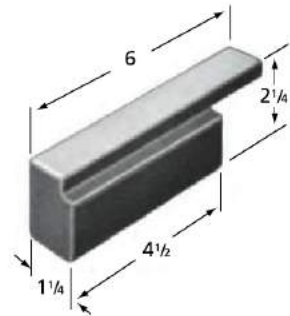
»»» **ATI690**  
2.50 LBS



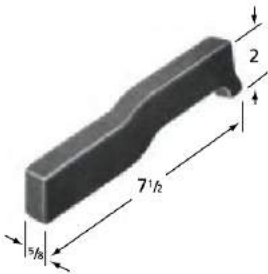
»»» **ATI692**  
3.25 LBS



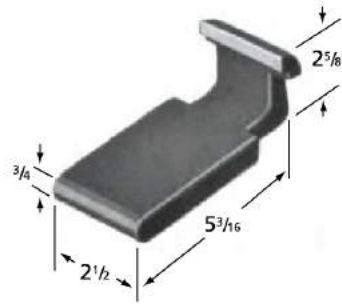
»»» **ATI694**  
2.00 LBS




»»» **ATI698**  
3.50 LBS




»»» **ATI700**  
2.00 LBS



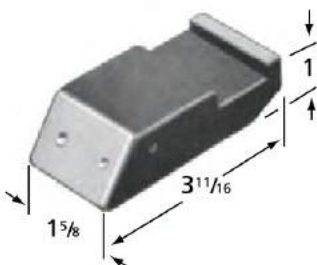
»»» **ATI701**  
2.75 LBS




»»» **ATI702**  
2.00 LBS




»»» **ATI707**  
1.50 LBS



»»» **ATI708**  
1.50 LBS



»»» **ATI711**  
1.25 LBS




»»» **ATI715**  
2.00 LBS




»»» **ATI718**  
1.50 LBS





ATI719  
2.00 LBS




ATI720  
0.75 LBS




ATI721  
1.75 LBS



ATI722  
1.00 LBS



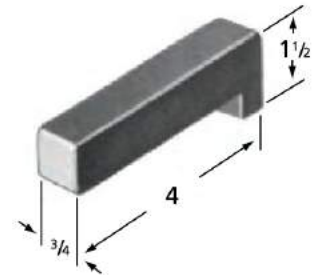
ATI723  
1.25 LBS



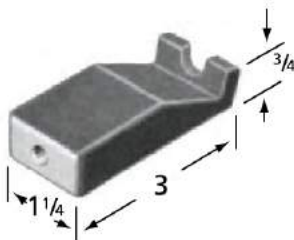
ATI724  
1.50 LBS




ATI725  
2.00 LBS



ATI727  
1.00 LBS




ATI728  
0.75 LBS

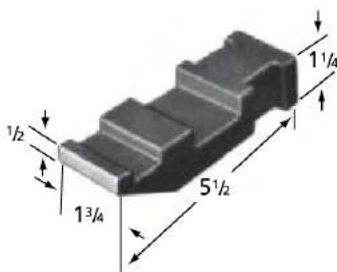


ATI729-1  
0.50 LBS

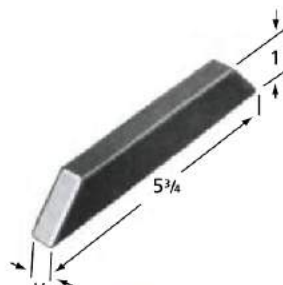
Part Number	A	B	C	Weight
ATI729-1	4"	1/2"	1/2"	0.50
ATI729-2	4"	3/4"	3/4"	0.75
ATI729-3	4"	1"	1"	1.00
ATI729-4	4"	1-1/2"	1-1/2"	2.50
ATI729-5	4"	2"	2"	4.50
ATI729-6	4"	1/2"	3/4"	0.25
ATI729-8	6"	1"	3/4"	1.25
ATI729-9	6"	2"	1"	3.50



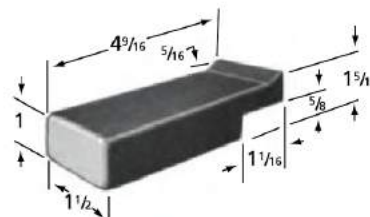
ATI730  
1.25 LBS



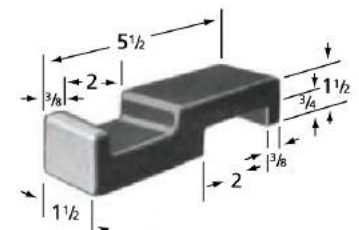
ATI731  
2.25 LBS



ATI732  
0.75 LBS

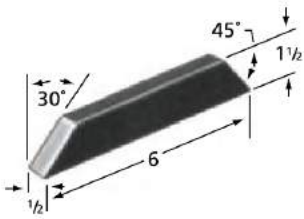


ATI735  
1.75 LBS

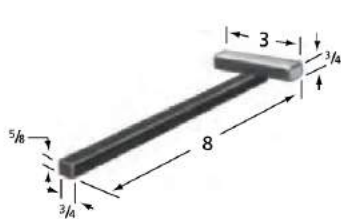


ATI736  
2.25 LBS

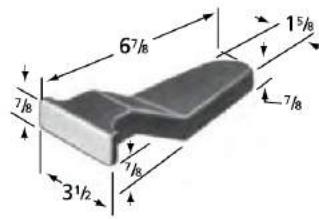
**BUCKING BARS**  
**BUCKING BARS, STANDARD**



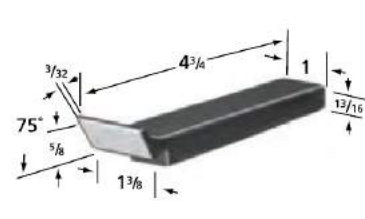
**ATI737**  
1.00 LBS




**ATI750D-23**  
1.75 LBS



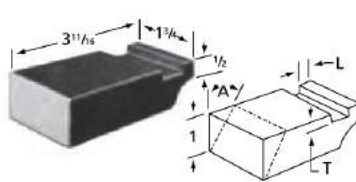
**ATI750E-1**  
3.25 LBS



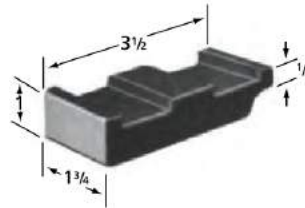
**ATI750K-1**  
1.00 LBS



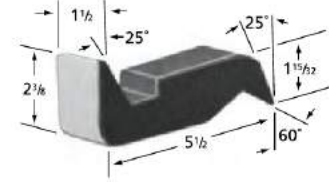
**ATI750K-2**  
1.25 LBS



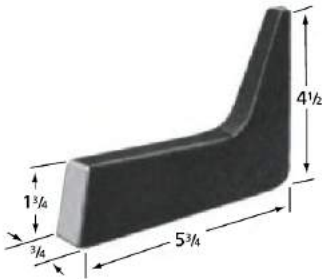
**ATI750J-5**  
1.75 LBS



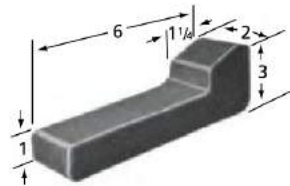
**ATI750J-51**  
1.50 LBS



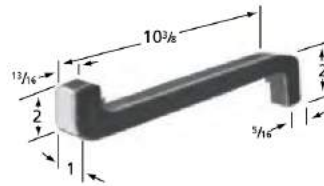
**ATI750P-3**  
2.75 LBS




**ATI750N-1**  
2.50 LBS




**ATI750N-26**  
4.75 LBS



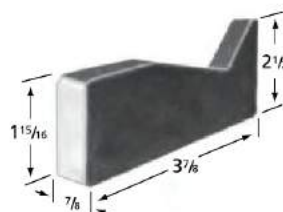
**ATI750S-1**  
2.75 LBS



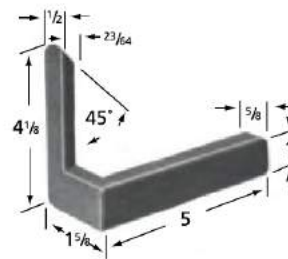
**ATI750S-61**  
2.75 LBS



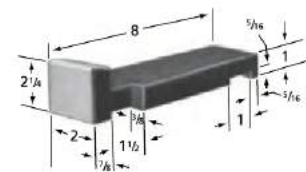
**ATI750T-1**  
0.75 LBS



**ATI750U-1**  
2.00 LBS

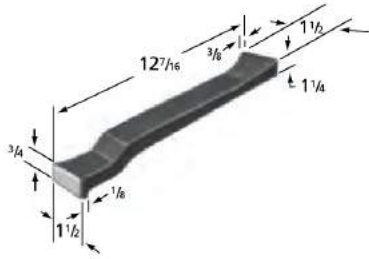


**ATI750V-1**  
1.25 LBS

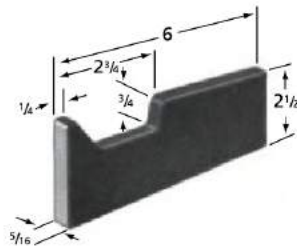


**ATI750Y-1**  
4.50 LBS





ATI750Z-1  
2.75 LBS



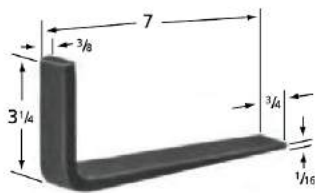
ATI751B-21  
1.25 LBS



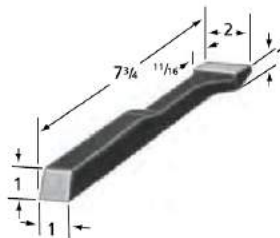
ATI751K-1  
3.00 LBS



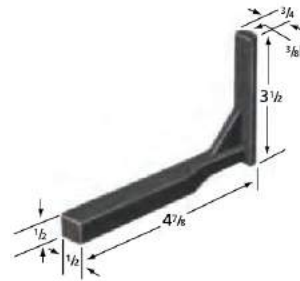
ATI751L-4  
0.50 LBS



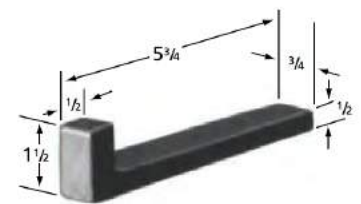
ATI751R-H  
0.50 LBS




ATI751U-1  
1.25 LBS




ATI751V-1  
1.25 LBS



ATI751Y-11  
0.75 LBS



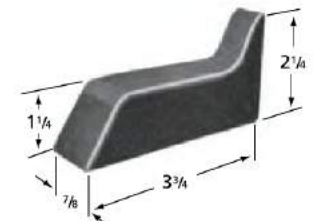
ATI752A-1  
2.25 LBS




ATI752B-1  
4.00 LBS



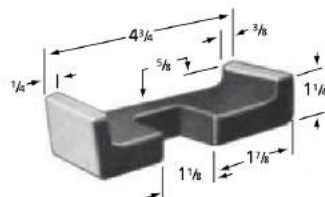
ATI752C-1  
2.50 LBS



ATI752F-1  
1.25 LBS



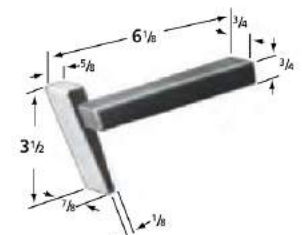
ATI752P-1  
0.50 LBS



ATI752T-1  
1.00 LBS



ATI752V-1  
1.62 LBS

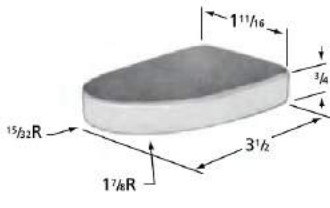


ATI752Z-1  
1.50 LBS

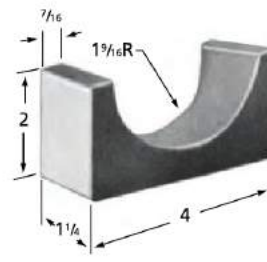
**BUCKING BARS**  
**BUCKING BARS, STANDARD**



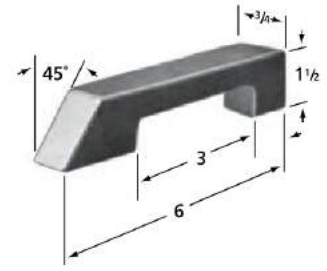
»»» **ATI753M-1**  
1.75 LBS



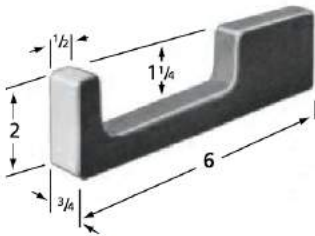
»»» **ATI753T-4**  
1.25 LBS




»»» **ATI760B-1**  
1.75 LBS



»»» **ATI760B-2**  
1.25 LBS



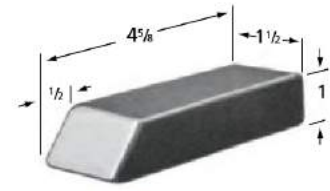
»»» **ATI760B-3**  
1.75 LBS



»»» **ATI760B-7**  
1.50 LBS



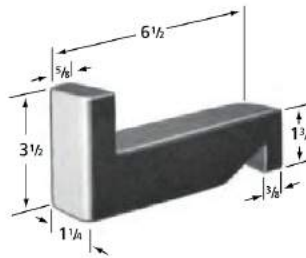
»»» **ATI760B-8**  
1.75 LBS



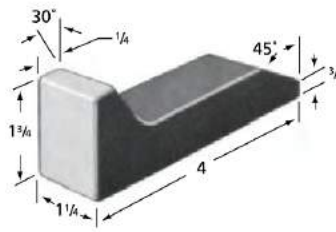
»»» **ATI760B-10**  
2.00 LBS



»»» **ATI760C-1**  
2.00 LBS



»»» **ATI761C-5**  
4.50 LBS



»»» **ATI763**  
1.25 LBS

**BUCKING BAR SET, 4-PC**  
**ATI590BBK**

- Set includes 1 each: ATI638, ATI647, ATI670, ATI681



**SAFETY PRECAUTION:** Read and follow all safety and operating instructions.  
**WARNING:** Face & eye protection must be worn while operating power tools, per ANSI B186.1



ATI's Trauma Reducing Bucking Bar significantly reduces vibration associated with hammering rivets. This unique design features an adjusting screw for increasing or decreasing spring tension, depending on the rivet size and material. The cushioned grip maximizes comfort and adds to the reduction of vibration. The quick-change design enables the changing of bars in seconds. These bucking bars may be used with either recoilless or conventional style Rivet Hammers.



**ATI1001UK**

The kit consists of five bucking bars, one handle assembly, and plastic carrying case.

Kit includes:

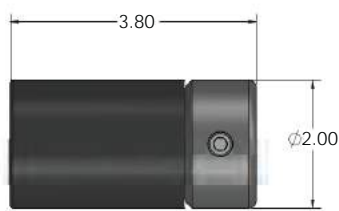
ATI1001A
ATI1001-8
ATI10019
ATI100110
ATI1001-11
ATI100112

**ATI1001K**

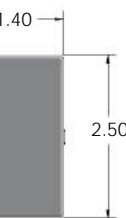
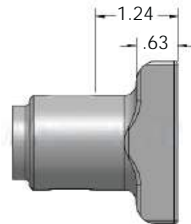
The kit consists of six bucking bars, one handle assembly, and plastic carrying case.

Kit includes:

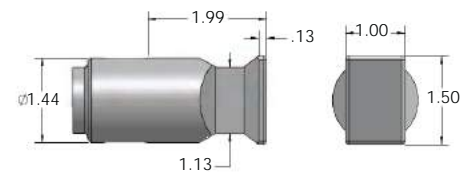
ATI1001A
ATI1001-8
ATI10019
ATI100110
ATI1001-11
ATI100112
ATI100113



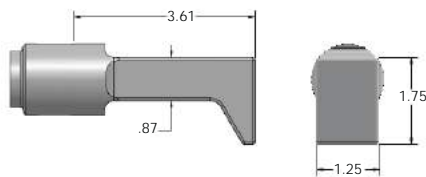
**ATI1001A**



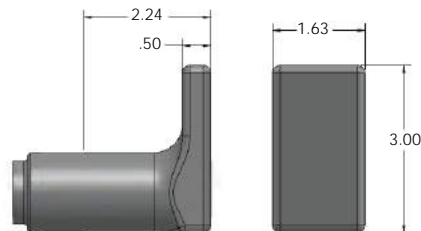
**ATI1001-8**



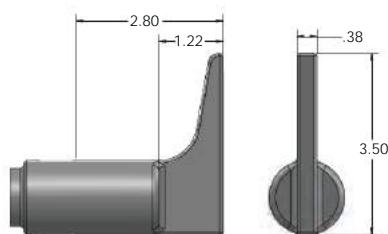
**ATI10019**



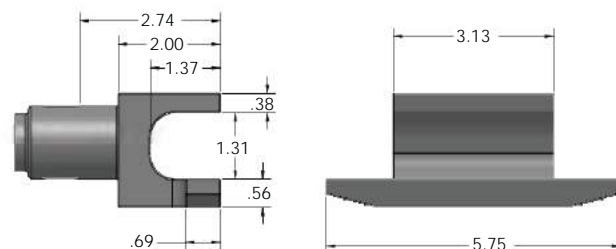
**ATI100110**



**ATI1001-11**



**ATI100112**



**ATI100113**



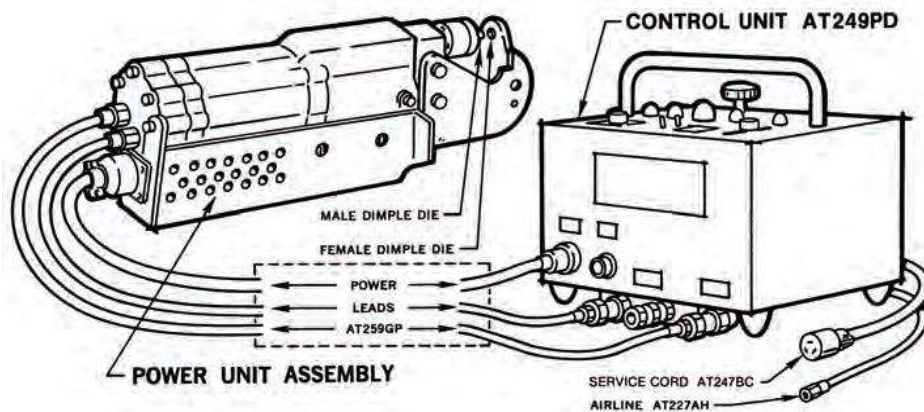
**SAFETY PRECAUTION:** Read and follow all safety and operating instructions.  
**WARNING:** Face & eye protection must be worn while operating power tools, per ANSI B186.1

# HOT AND COLD DIMPLING TOOLS AND EQUIPMENT

Since the inception of hot dimpling, ATI has been a prime supplier to government agencies and airframe industries throughout the world. Our flow-form method provides a sharp definition, superior strength and complete interne stability. The tools have been engineered to speed and facilitate dimpling production and to unite skill in operation. All hot dimple dies are made from high-grade tool steel, manufactured to precise tolerances, and hard-chrome plated to assure uniform heat transfer and long life.



COLD DIMPLE DIE KIT

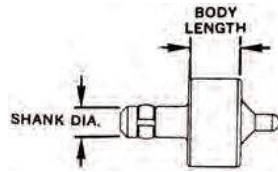


PORTABLE HOT DIMPLING

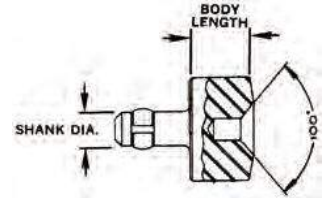
- Dimple Dies are made from heat-treated tool steel, ground, and polished
- Shank diameter is 3/16" and features a spring clip to keep dies in place during use
- For AN426 rivets



ATI206A-6-R



ATI207A-5-R



Rivet Size		3/32"			1/8"		
Type		Male	Female	Male & Female	Male	Female	Male & Female
Body Length	1/4"	ATI206A-3-P	ATI207A-3-P	ATI207206A3P	ATI206A-4-P	ATI207A-4-P	ATI207206A4P
	3/8"	ATI206A-3-R	ATI207A-3-R	ATI207206A3R	ATI206A-4-R	ATI207A-4-R	ATI207206A4R
	1/2"	ATI206A-3-S	ATI207A-3-S	ATI207206A3S	ATI206A-4-S	ATI207A-4-S	ATI207206A4S
	5/8"	ATI206A-3-T	ATI207A-3-T				

Rivet Size		5/32"			3/16"			1/4"	
Type		Male	Female	Male & Female	Male	Female	Male & Female	Male	Female
Body Length	1/4"	ATI206A-5-P	ATI207A-5-P	ATI207206A5P	ATI206A-6-P	ATI207A-6-P	ATI207206A6P	ATI206A-8-P	ATI207A-8-P
	3/8"	ATI206A-5-R	ATI207A-5-R	ATI207206A5R	ATI206A-6-R	ATI207A-6-R	ATI207206A6R	ATI206A-8-R	ATI207A-8-R
	1/2"	ATI206A-5-S	ATI207A-5-S		ATI206A-6-S	ATI207A-6-S	ATI207206A6S		
	5/8"								

Included in 24 Piece Kit

## DIMPLE DIE KIT

### ATI206A-24PC

- Kit contains 24 male and female dimple dies for use with hand and stationary rivet squeezers
- Dies contained in a sturdy, tool-control style box



## DIMPLE DIES AND DIMPLING EQUIPMENT PORTABLE HOT DIMPLING SQUEEZER



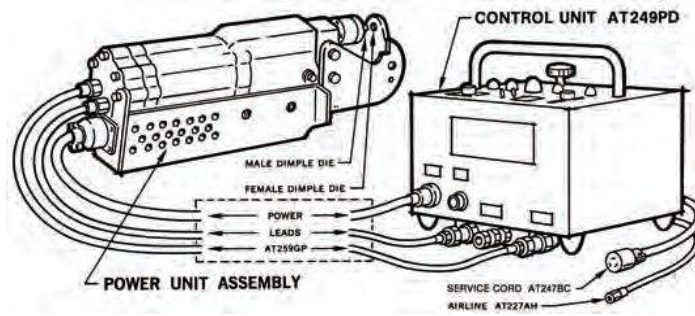
### USED WITH ATI249PD THERMOMATIC DIMPLING CONTROL UNIT

This squeezer is specifically designed for use where stationary dimpling operation is impractical and sometimes impossible. The unit is capable of working all material gauges up to and including .091". Male and female dies are independently heated by 650-watt heaters and operated from a supply of 110 volts, 60 cycle. This high wattage output produces a short heat-up and recovery time. The male (die) heater is adjustable for maximum squeeze for all material gauges. Also incorporated in this design is a cooling feature which affords ease of handling, and reduces power loss due to heat interference.



Part Number	Throat Depth
ATI259G	2"
ATI259H	4"
ATI259J	6"

## PORTABLE HOT DIMPLING EQUIPMENT



### ATI247BC

Used to supply the 110-Volt power from the service outlet to the Thermomatic Dimpling Control Unit. This neoprene-covered cord is 20 feet long, has three #12 leads and uses a "Hubble #7555" female plug which is adaptable to all ATI-Brand Dimpling Control Units. Male plug not furnished because of the different service outlets used in various plants.



### ATI227AH

A 20-foot oil-resistant neoprene hose used with all ATI-Brand Dimpling Equipment. Standard quick-release male and female couplings are an integral part of this air hose.



### ATI259GP

A 12-foot power lead with male and female receptacles to connect to the ATI249PD Control Panel and ATI259 Portable Squeezers. Protective neoprene casing is held in place by an AN nut and ferrule. The unit is designed to withstand rough handling without damage to the enclosed cable or thermocouple leads.

## THERMOMATIC DIMPLING CONTROL UNIT

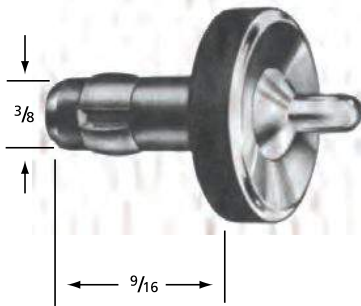
### With Solid State Temperature Controls and Digital Display ATI249PD

The ATI249PD Thermomatic Dimpling Control Unit is a small, compact unit designed to regulate and automatically control dimple die temperatures, prepressure, dwell time and final forming pressure for ATI-Brand Dimpling Equipment. It will operate on single or dual heater tools and contains a solid state temperature control for 0° to 800° F. The high operating efficiency of the unit eliminates waiting for tools to replace heat dissipated into the dimpled sheet. The "Under Temperature Control" makes the equipment inoperative if the die temperature drops below range, preventing the possibility of under-temperature dimpling. A Thermocouple Break Protector prevents the tools from overheating in the event of a thermocouple wire failure. The proper control of pressure, time and temperature are necessary factors in a good, hot dimpling operation. The Thermomatic Unit will control these factors from simple predetermined settings, resulting in dimples of the highest quality.



**MALE DIMPLE DIES**

For use with AT1256SS Stationary Dimpling Machine or AT1259 Portable Dimpling Squeezer.



Fastener	Part Number	Size	Pilot Drill Size
<b>AN426 RIVET</b>	AT1252DA-3	3/32"	#40
	AT1252DA-4	1/8"	#30
	AT1252DA-5	5/32"	#21
	AT1252DA-6	3/16"	#10
	AT1252DA-8	1/4"	1/4"
	AT1252DA10	5/16"	5/16"
<b>AN509 SCREW</b>	AT1252DB-8	#8	#36
	AT1252DB-10	#10	#30
	AT1252DB-12	1/4"	#19
<b>HI-SHEAR RIVET</b>	AT1252DC-3	3/16"	#30
	AT1252DC-4	1/4"	#19
	AT1252DC-5	5/16"	#5
<b>DZUS STUD</b>	AT1252DD-8	FA5	5/16"
<b>DZUS STUD</b>	AT1252DD-9	FA6-1/2"	7/16"
<b>DZUS SPRING</b>	AT1252DD-10	FA5	5/16"
<b>DZUS SPRING</b>	AT1252DD-12	FA6-1/2"	7/16"
<b>AIRLOC</b>	AT1252DD-2	7/32"	7/32"
	AT1252DD-5	5/16"	5/16"
	AT1252DD-7	3/8"	3/8"

**FEMALE DIMPLE DIES**



For use with AT1256SS Stationary Dimpling Machine.

Fastener	Part Number	Size	Pilot Drill Size
<b>AN426 RIVET</b>	AT1254DA-3	3/32"	#40
	AT1254DA-4	1/8"	#30
	AT1254DA-5	5/32"	#21
	AT1254DA-6	3/16"	#10
	AT1254DA-8	1/4"	1/4"
	AT1254DA10	5/16"	5/16"
<b>AN509 SCREW</b>	AT1254DB-8	#8	#36
	AT1254DB-10	#10	#30
	AT1254DB-12	1/4"	#19
<b>HI-SHEAR RIVET</b>	AT1254DC-3	3/16"	#30
	AT1254DC-4	1/4"	#19
	AT1254DC-5	5/16"	#5
<b>DZUS STUD</b>	AT1254DD-8	FA5	5/16"
<b>DZUS STUD</b>	AT1254DD-9	FA6-1/2"	7/16"
<b>DZUS SPRING</b>	AT1254DD-10	FA5	5/16"
<b>DZUS SPRING</b>	AT1254DD-12	FA6-1/2"	7/16"
<b>AIRLOC</b>	AT1254DD-2	7/32"	7/32"
	AT1254DD-5	5/16"	5/16"
	AT1254DD-7	3/8"	3/8"

For use with AT1259 Portable Dimpling Machine

Fastener	Part Number	Size	Pilot Drill Size
<b>AN426 RIVET</b>	AT1251DA-3	3/32"	#40
	AT1251DA-4	1/8"	#30
	AT1251DA-5	5/32"	#21
	AT1251DA6	3/16"	#10
	AT1251DA8	1/4"	1/4"
<b>AN509 SCREW</b>	AT1251DB-8	#8	#36
	AT1251DB-10	#10	#30
	AT1251DB-12	1/4"	#19
<b>HI-SHEAR RIVET</b>	AT1251DC-3	3/16"	#30
	AT1251DC-4	1/4"	#19
	AT1251DC-5	5/16"	#5
<b>DZUS STUD</b>	AT1251DD-8	FA5	5/16"
<b>DZUS STUD</b>	AT1251DD-9	FA6-1/2"	7/16"
<b>DZUS SPRING</b>	AT1251DD-10	FA5	5/16"
<b>DZUS SPRING</b>	AT1251DD-12	FA6-1/2"	7/16"
<b>AIRLOC</b>	AT1251DD-2	7/32"	7/32"
	AT1251DD-5	5/16"	5/16"
	AT1251DD-7	3/8"	3/8"



**SAFETY PRECAUTION:** Read and follow all safety and operating instructions.  
**WARNING:** Face & eye protection must be worn while operating power tools, per ANSI B186.1

## DRILLS AND ATTACHMENTS

Research and practical application in restricted-area drilling have enabled ATI to design and manufacture the power transmission tools shown in this section. These units have been engineered to perform a multitude of close-quarter drilling operations at low-cost, with emphasis on durability and trouble-free service.



Included are 45°, 90°, 180°, and 360° adjustable models. These angle drills are available in direct drive and flexible drive, with integral chuck or a variety of threaded spindle sizes. To guarantee excellent service, the precision-ground drive shafts and spindles are made of heat-treated tool steel, and revolve on ball and oilite-type bearings.



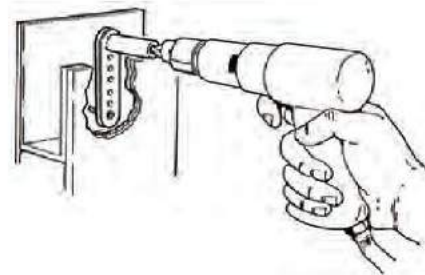
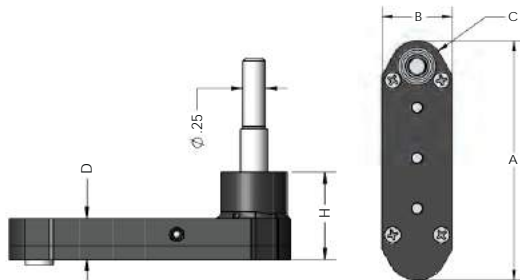
- Used for drilling holes in tight access areas
- Heavy duty gears and bearings
- 1/4" shank for easy connection to drill motors
- Rated for 4500 RPM



Part Number	Type	Duty	Output Spindle	Drill Capacity	Length	Head Height	Head Diameter
ATI300B	90° Direct Drive	STANDARD	1/4"-28	5/16	6.00	1.625	0.813
ATI301B	45° Direct Drive	STANDARD	1/4"-28	5/16	6.69	1.000	0.813
ATI302B	90° Flex Drive	STANDARD	1/4"-28	5/16	30.00	1.625	0.813
ATI303B	45° Flex Drive	STANDARD	1/4"-28	5/16	30.00	1.000	0.813
ATI326A	90° Direct Drive	LIGHT	10-32	3/16	6.88	0.813	0.500
ATI327A18	90° Flex Drive	LIGHT	10-32	3/16	18.00	0.813	0.500
ATI327A-24	90° Flex Drive	LIGHT	10-32	3/16	24.00	0.813	0.500
ATI326B	90° Direct Drive	LIGHT	1/4"-28	3/16	6.88	0.813	0.500
ATI327B-12	90° Flex Drive	LIGHT	1/4"-28	3/16	12.00	0.813	0.500
ATI327B18	90° Flex Drive	LIGHT	1/4"-28	3/16	18.00	0.813	0.500
ATI327B-24	90° Flex Drive	LIGHT	1/4"-28	3/16	24.00	0.813	0.500
ATI336A	90° Direct Drive	HEAVY	CHUCK	1/4	6.25	1.438	1.000
ATI338A	90° Flex Drive	HEAVY	CHUCK	1/4	30.00	1.438	1.000
ATI336B	90° Direct Drive	HEAVY	1/4"-28	1/4	6.25	1.438	1.000
ATI338B	90° Flex Drive	HEAVY	1/4"-28	1/4	30.00	1.438	1.000
ATI337A	360° Direct Drive	HEAVY	CHUCK	1/4	6.00	1.438	1.000
ATI339A	360° Flex Drive	HEAVY	CHUCK	1/4	30.00	1.438	1.000
ATI337B	360° Direct Drive	HEAVY	1/4"-28	1/4	6.00	1.438	1.000
ATI339B	360° Flex Drive	HEAVY	1/4"-28	1/4	30.00	1.438	1.000



### OFFSET DRILL ATTACHMENTS



- Offset drive enables drilling in tight access areas
- 1/4" round shank

Part Number	Type	Speed	Spindle	Height (H)	Length (A)	Width (B)	Thickness (D)	Radius C
ATI313A	Straight Offset	6000	10-32	4.31	4.35	0.875	0.290	0.42
ATI313B	Straight Offset	6000	1/4"-28	4.31	4.35	0.875	0.290	0.42
ATI313LA	30° Left Hand Offset	6000	10-32	4.31	4.00	0.875	0.290	0.42
ATI313LB	30° Left Hand Offset	6000	1/4"-28	4.31	4.00	0.875	0.290	0.42
ATI313RA	30° Right Hand Offset	6000	10-32	4.31	4.00	0.875	0.290	0.42
ATI313RB	30° Right Hand Offset	6000	1/4"-28	4.31	4.00	0.875	0.290	0.42
ATI331A	Straight Offset	6000	10-32	4.38	4.19	0.921	0.438	0.44
ATI331B	Straight Offset	6000	1/4"-28	4.38	4.19	0.921	0.438	0.44
ATI332A	Straight Offset	4200	10-32	1.50	3.17	0.920	0.370	0.34
ATI332B	Straight Offset	4200	1/4"-28	1.50	3.17	0.920	0.370	0.34
ATI332SC	Straight Offset	4200	1/4"-28	1.50	3.12	0.920	0.320	0.31
ATI333B	Straight Offset, Reversed	4200	1/4"-28	1.50	3.18	0.960	0.500	0.32



**SAFETY PRECAUTION:** Read and follow all safety and operating instructions.  
**WARNING:** Face & eye protection must be worn while operating power tools, per ANSI B186.1

# DRILL ATTACHMENTS AND DRILLING ACCESSORIES

## DRILL GUIDE HOUSINGS

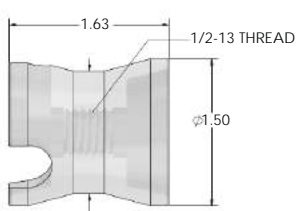


- Maintains tool perpendicular to flat or curved surfaces
- Used with drills, taps or reamers
- Case-hardened bushings are interchangeable in housings
- Housings provide ample relief for chips under the bushing
- Guide assemblies consist of housing with bushing installed
- Threaded interface allows interchangeability of bushings and housings

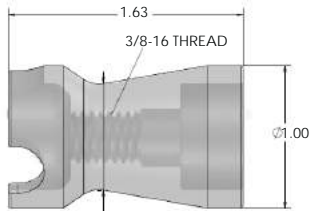
ATI589AA



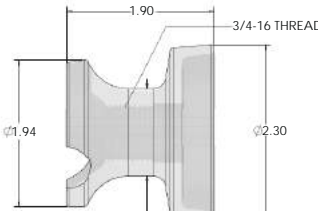
STANDARD SLIP RENEWABLE  
DRILL BUSHING  
\*Not available  
from ATI



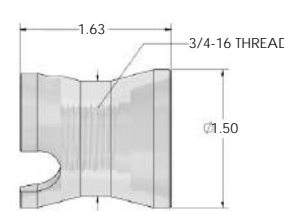
ATI589AA



ATI589BA



ATI589CA



ATI589CAM

## DRILL GUIDE HOUSINGS

Housing Part Number	Description	Bushing Reference
ATI589AA	THREADED DRILL GUIDE HOUSING DRILL SIZES #40 (.098) THRU 5/16" (.3125)	ATI589AB-series 1/2"-13
ATI589BA	THREADED DRILL GUIDE HOUSING DRILL SIZES #40 (.098) THRU 1/4"	ATI58924T-series 3/8"-16
ATI589CA	THREADED DRILL GUIDE HOUSING LARGER DIAMETER FOR EASE IN BUSHING EXCHANGE DRILL SIZES 1/4" (.250) THRU 9/16" (.5625)	ATI589CB-series 3/4"-16
ATI589CAM	THREADED DRILL GUIDE HOUSING DRILL SIZES 1/4" (.250) THRU 9/16" (.5625)	ATI589CB-series 3/4"-16
ATI589DA	FLANGE LOCK DRILL GUIDE HOUSING DRILL SIZES #80 (.0135) THRU #10 (.1935)	*SLIP RENEWABLE 5/16" OD X 3/4" LONG
ATI589EA	FLANGE LOCK DRILL GUIDE HOUSING DRILL SIZES #28 (.1405) THRU 11/32" (.3438)	*SLIP RENEWABLE 1/2" OD X 3/4" LONG

## DRILL BUSHING ASSEMBLY KIT

### ATI590DBK

These unique hand-held guides keep drills and taps perpendicular to the skin surface. The interchangeable bushings are hardened to provide maximum wear and extended life. The kit consists of three plastic housings and nine bushings.

Kit includes:

3	ATI589AA	1	ATI589AB1875
1	ATI589AB098	1	ATI589AB1935
1	ATI589AB1285	1	ATI589AB2187
1	ATI589AB1562	1	ATI589AB250
1	ATI589AB159	1	ATI589AB-257



**WARNING**



**SAFETY PRECAUTION:** Read and follow all safety and operating instructions.  
**WARNING:** Face & eye protection must be worn while operating power tools, per ANSI B186.1



Drill Guide Assemblies Part Number	Drill Bushing Part Number	Drill Size	Bushing Size
ATI589A-3T098	ATI58924T098	#40	3/8"-16
ATI589A-3T125	ATI58924T125	1/8"	3/8"-16
ATI589A-3T128	ATI58924T128	#30	3/8"-16
ATI589A-3T156	ATI58924T156	5/32"	3/8"-16
ATI589A-3T159	ATI58924T159	#21	3/8"-16
ATI589A-3T161	ATI58924T161	#20	3/8"-16
ATI589A-3T177	ATI58924T177	#16	3/8"-16
ATI589A-3T187	ATI58924T187	3/16"	3/8"-16
ATI589A-3T193	ATI58924T193	#10	3/8"-16
ATI589A-3T234	ATI58924T234	15/64"	3/8"-16
ATI589A-3T250	ATI58924T250	1/4 or E	3/8"-16

\*Special drill bushing sizes available upon request



**Drill Guide Assembly**

Drill Guide Assemblies Part Number	Drill Bushing Part Number	Drill Size	Bushing Size
ATI589A-093	ATI589AB093	3/32	1/2"-13
ATI589A-098	ATI589AB098	#40	1/2"-13
ATI589A-125	ATI589AB125	1/8	1/2"-13
ATI589A-1285	ATI589AB1285	#30	1/2"-13
ATI589A-1562	ATI589AB1562	5/32	1/2"-13
ATI589A-159	ATI589AB159	#21	1/2"-13
ATI589A161	ATI589AB-161	#20	1/2"-13
ATI589A166	ATI589AB-166	#19	1/2"-13
ATI589A173	ATI589AB-173	#17	1/2"-13
ATI589A177	ATI589AB-177	#16	1/2"-13
ATI589A185	ATI589AB1850	#13	1/2"-13
ATI589A-1875	ATI589AB1875	3/16	1/2"-13
ATI589A189	ATI589AB1890	#12	1/2"-13
ATI589A191	ATI589AB191	#11	1/2"-13
ATI589A-1935	ATI589AB1935	#10	1/2"-13
ATI589A-199	ATI589AB-199	#8	1/2"-13
ATI589A2187	ATI589AB2187	7/32	1/2"-13
ATI589A2344	ATI589AB2344	15/64	1/2"-13
ATI589A250	ATI589AB250	1/4 or E	1/2"-13
ATI589A257	ATI589AB-257	F	1/2"-13

\*Special drill bushing sizes available upon request



**Drill Bushing**

Drill Guide Assemblies Part Number	Drill Bushing Part Number	Drill Size	Bushing Size
ATI589C-2812	ATI589CB2812	9/32	3/4"-16
ATI589C.3125	ATI589CB3125	5/16	3/4"-16
ATI589C-3437	ATI589CB3437	11/32	3/4"-16
ATI589C-375	ATI589CB375	3/8	3/4"-16
ATI589C-4375	ATI589CB4375	7/16	3/4"-16
ATI589C-.500	ATI589CB500	1/2	3/4"-16

\*Special drill bushing sizes available upon request



**SAFETY PRECAUTION:** Read and follow all safety and operating instructions.  
**WARNING:** Face & eye protection must be worn while operating power tools, per ANSI B186.1

# DRILL ATTACHMENTS AND DRILLING ACCESSORIES

## STRAP DUPLICATORS



### FEATURES:

- Provides an accurate method for duplicating hidden holes in overlapping sheets
- Standard pilots are used when sheets can be pried apart. Inverted pilots are used when sheets cannot be separated. Spring loaded center punch allows for marking in limited access for drilling later
- Position pilot in hole to be duplicated then drill through bushing. Back side of pilot is relieved to allow drill to pass through first sheet only
- Straps are spring steel. Bushings, pilots and center punch are hardened drill rod assuring accurate hole duplication. Tools are identified with part number and drill size
- Working length is shown, maximum distance from edge of sheet to hole. Back side of strap is beveled to aid in prying sheets apart



AT1532-61



AT1500-52

6-1/4" Length Part Number	13-1/4" Length Part Number	Type	Drill Size
AT1532-61	AT1532C-61	Bushing, Standard Pilot	#40
AT1532-62	AT1532C-62	Bushing, Standard Pilot	#30
AT1532-63	AT1532C-63	Bushing, Standard Pilot	#21
AT1532-64	AT1532C-64	Bushing, Standard Pilot	#19
AT1532-65	AT1532C-65	Bushing, Standard Pilot	#10
AT1532-66	AT1532C-66	Bushing, Standard Pilot	#5
AT1532-67	AT1532C-67	Bushing, Standard Pilot	F
AT1532-68	AT1532C-68	Bushing, Standard Pilot	1/4"

\*Special bushing and pilot sizes available upon request

6-1/4" Length Part Number	13-1/4" Length Part Number	Type	Drill Size
AT1500-51	AT1500C-51	Spring Loaded Center Punch	#40
AT1500-52	AT1500C-52	Spring Loaded Center Punch	#30
AT1500-53	AT1500C-53	Spring Loaded Center Punch	#21
AT1500-54	AT1500C-54	Spring Loaded Center Punch	#19
AT1500-55	AT1500C-55	Spring Loaded Center Punch	#10
AT1500-56	AT1500C-56	Spring Loaded Center Punch	#5
AT1500-57	AT1500C-57	Spring Loaded Center Punch	F
AT1500-58	AT1500C-58	Spring Loaded Center Punch	1/4"

\*Special bushing and pilot sizes available upon request



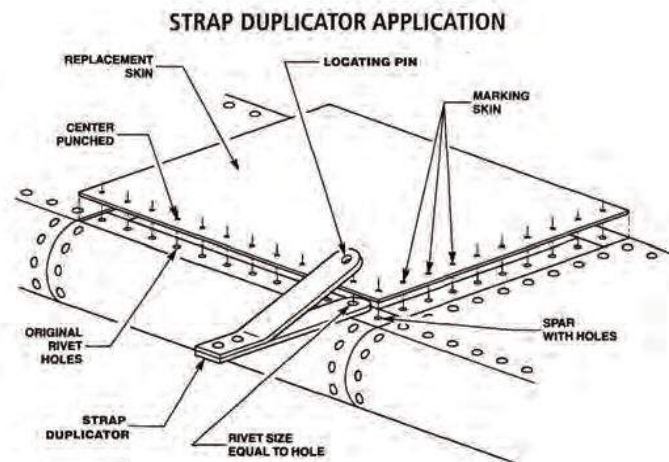
AT1532A-61

6-1/4" Length Part Number	13-1/4" Length Part Number	Type	Drill Size
AT1532A-61	AT1532D-61	Bushing, Inverted Pilot	#40
AT1532A-62	AT1532D-62	Bushing, Inverted Pilot	#30
AT1532A-63	AT1532D-63	Bushing, Inverted Pilot	#21
AT1532A-64	AT1532D-64	Bushing, Inverted Pilot	#19
AT1532A-65	AT1532D-65	Bushing, Inverted Pilot	#10
AT1532A-66	AT1532D-66	Bushing, Inverted Pilot	#5
AT1532A-67	AT1532D-67	Bushing, Inverted Pilot	F
AT1532A-68	AT1532D-68	Bushing, Inverted Pilot	1/4"

\*Special bushing and pilot sizes available upon request

### STRAP DUPLICATORS SETS

AT1532A/SET	10 PIECE SET STANDARD & INVERTED PILOT	Includes Items in Blue
-------------	--	------------------------



**SAFETY PRECAUTION:** Read and follow all safety and operating instructions.  
**WARNING:** Face & eye protection must be worn while operating power tools, per ANSI B186.1

**THREADED SHANK 3-JAW CHUCK**  
**ATI339EC**

- Drill bit capacity from 1/16" to 1/4"
- Allows use of standard straight shank drills in tools with threaded spindles
- Internal jaws are inverted for maximum chucking torque
- 1/4"-28 threaded shank



**ATI339EC**

**THREADED SHANK DRILL ADAPTORS**

- Enables use of straight shank drill bits with threaded output angle drill attachments
- Retains drill bit with set screw
- 1/4"-28 threaded shank



**ATI503-40**



**ATI503-72**

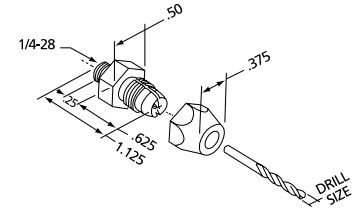
Part Number	Drill Size
ATI503-40	#40
ATI503-30	#30
ATI503-21	#21
ATI503-20	#20
ATI503-11	#11
ATI503-10	#10
ATI503-3	#3
ATI503-66	1/8
ATI503-70	3/16
ATI503-72	1/4
ATI503-73	5/16
ATI503-74	3/8
ATI503-77	F
ATI503-78	N

**THREADED SHANK DRILL COLLETS**

- Enables use of straight shank drill bits with threaded output angle drill attachments
- 1/4"-28 threaded shank

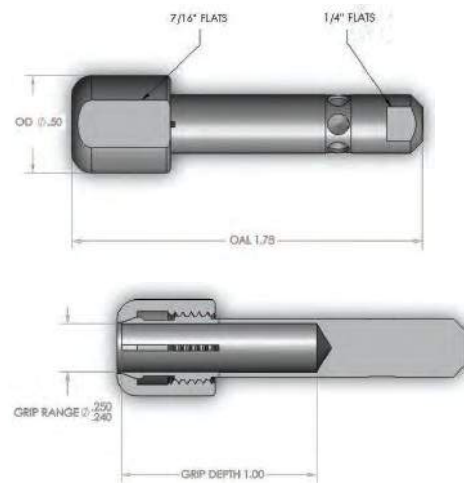


**ATI503C-1/8**



Part Number	Drill Size
ATI503C-3/32	3/32
ATI503C-40	#40
ATI503C-1/8	1/8
ATI503C-30	#30
ATI503C-5/32	5/32
ATI503C-21	#21
ATI503C-20	#20
ATI503C-19	#19
ATI503C-16	#16
ATI503C-3/16	3/16
ATI503C-12	#12
ATI503C-11	#11
ATI503C-10	#10
ATI503C-7/32	7/32
ATI503C-1/4	1/4
ATI503C-F	F

**QUICK-CHANGE DRILL COLLET**



Part Number	Description
ATI504C-1/4	Collecting Adaptor, Two-Piece, Quick-change shank, 1/4"

**DRILL STOPS**

- Controls hole depth and prevents chuck jaws from contacting drilled surface
- Unit locks onto drill bit with a set screw



**ATI570-30**

Part Number	Drill Size
ATI570-50	#50
ATI570-40	#40
ATI570-30	#30
ATI570-28	#28
ATI570-27	#27
ATI570-21	#21
ATI570-20	#20
ATI570-16	#16
ATI570-12	#12
ATI570-11	#11
ATI570-10	#10
ATI570-13/64	13/64
ATI570/7/32	7/32
ATI570-1/4	1/4
ATI570-5/16	5/16



**SAFETY PRECAUTION:** Read and follow all safety and operating instructions.  
**WARNING:** Face & eye protection must be worn while operating power tools, per ANSI B186.1

# DRILL ATTACHMENTS AND DRILLING ACCESSORIES


## THREADED DRILLS, DEBURRING TOOLS AND CHIP CHASERS



### THREADED SHANK DRILL BITS

- MADE FROM HSS
- 135° Split Point
- 1/4"-28 threaded shank

Part Number	Drill Size	Length	Type	Part Number	Drill Size	Length	Type
ATIHSSST3/32	3/32	0.50	STUB	ATIHSSL5/32	5/32	2.13	LONG
ATIHSSST40	#40	0.50	STUB	ATIHSSST21	#21	0.56	STUB
ATIHSSSH40	#40	1.00	SHORT	ATIHSSST3/16	3/16	0.56	STUB
ATIHSSST1/8	1/8	0.50	STUB	ATIHSSSH3/16	3/16	1.25	SHORT
ATIHSSSH1/8	1/8	1.00	SHORT	ATIHSSL3/16	3/16	2.13	LONG
ATIHSSL1/8	1/8	2.13	LONG	ATIHSSST10	#10	0.56	LONG
ATIHSSST30	#30	0.56	STUB	ATIHSSH10	#10	1.25	SHORT
ATIHSSH30	#30	1.25	SHORT	ATIHSSST1/4	1/4	0.63	STUB
ATIHSSL30	#30	2.13	LONG	ATIHSSSH1/4	1/4	1.25	SHORT
ATIHSSST5/32	5/32	0.56	STUB	ATIHSSL1/4	1/4	2.13	LONG
ATIHSSSH5/32	5/32	1.25	SHORT				



### SPEED DRIVER, DEBURRING TOOLS AND CUTTERS

'Speed Driver' an ATI original, with swivel handle and unique offset shaft allows for rapid, uniform and safe deburring of drilled holes.

Part Number	Description
ATI521A	SPEED DRIVER, used with ATI521C deburring cutter. Tool has a taper lock spindle and only accepts this cutter
ATI521B	SPEED DRIVER, used with ATI407-4 deburr/countersink cutter. Accepts any 1/4"-28 threaded shank cutters
ATI521C	DEBURRING CUTTER, 100-degree cutting angle, 3-flute, 3/8" body, 7/32 shank diameter
ATI407-4	COUNTERSINK CUTTER, 100-degree cutting angle, 3-flute, 3/8" body, 1/4"-28 threaded shank. Can be used in any drill attachment that accepts 1/4"-28 threaded shank cutters




### CARBIDE DEBURRING BLADE

#### ATI437C SERIES

Used in conjunction with squaring and deburring heads, these blades perform on hydraulic tubing ends. Available in sets of 3 or individually. A set includes one outside, one inside, and one squaring blade.

3 Piece Kit	Square Blade	Inside Blade	Outside Blade
ATI437C	ATI437C-1	ATI437C-2	ATI437C-3




### CHIP CHASERS

Designed to remove chips that accumulate between sheet stock after drilling rivet holes. Handles are cast aluminum and the blades are made from clock spring steel.

#### CHIP CHASERS WITH INTERCHANGEABLE BLADES

Chip Chaser Assembly Part Number	Chip Chaser Blade Part Number	Blade Length	Hook Style
ATISP200-1	ATISP20002	5-7/8"	Pointed
ATISP200-2	ATISP20003	5-7/8"	Blunt
ATISP200-3	ATISP20004	2-3/4"	Pointed
ATISP200-4	ATISP20005	2-3/4"	Blunt
ATISP200	Chip Chaser Handle		



#### CHIP CHASERS WITH MOLDED HANDLES

Chip Chaser Part Number	Blade Length	Hook Style
ATI511	2-3/4"	Pointed
ATI512	5-7/8"	Pointed



**EDGE BREAKERS**

Quickly removes burrs & sharp edges from sheet stock.

Part Number	Description
ATI514	Hardened tip, safety shield and plastic handle works well on aluminum sheet stock
ATISP225	<ul style="list-style-type: none"> <li>Cast aluminum body with molded thumb rest safety guard</li> <li>Uses standard triangle indexable carbide inserts</li> <li>Quickly removes burrs and sharp edges from all types of sheet stock from aluminum to stainless steel</li> </ul>



**BURNISHING TOOL - ATI515**

Designed to remove blemishes in materials. Heat-treated blade is chrome-plated, polished to mirror finish, and 2-3/8" long. Large plastic safety handle insures comfortable grip.


Part Number	Description
ATI515	Burnishing Tool, Hard chrome plated, 2-3/8" blade length, plastic handle



**DUPLICATING PUNCHES**

- Accurately duplicate hole location from one sheet to another.
- Heat-treated, the locating diameter and punch are ground to insure absolute concentricity and held to close tolerances

Part Number	D	L
ATI507-1	3/32	1/4
ATI507-2	#40	1/4
ATI507-3	1/8	3/8
ATI507-4	#30	3/8
ATI507-5	5/32	1/2
ATI507-6	#19	1/2
ATI507-7	3/16	1/2
ATI507-8	#10	1/2
ATI507-9	7/32	1/2
ATI507-10	1/4	1/2
ATI507-11	5/16	1/2
ATI507-12	3/8	1/2
ATI507-13	7/16	1/2
ATI507-14	1/2	1/2



**DUPLICATING PUNCH KIT**

**ATI507KT**

Kit contains fourteen 3-1/2" OAL punches, sizes 3/32", #40, 1/8", #30, 5/32", #19, 3/16", #10, 7/32", 1/4", 5/16", 3/8", 7/16", and 1/2".



# DRILL ATTACHMENTS AND DRILLING ACCESSORIES

## NUT PLATE DRILL JIGS



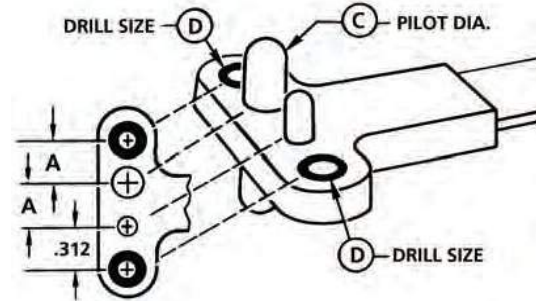
- Used for accurate drilling of rivet holes for nut plate fasteners
- Flexible handle provides clearance for hand during use
- Hardened steel head for durability

### ONE LUG — SINGLE WING STANDARD (SWS)

Part Number	Type	"A" Spacing	"C" Pilot Diameter	"D" Drill Size
ATI518G	SWS	.344	.139	#40
ATI518H	SWS	.344	.164	#40
ATI518RL	SWS	.344	.165	#40
ATI518RC	SWS	.344	.168	#40
ATI518RM	SWS	.344	.188	#40
ATI518J	SWS	.344	.191	#40
ATI518RD	SWS	.344	.192	#40
ATI518L	SWS	.344	.213	#40
ATI518RU	SWS	.344	.227	#40
ATI518K	SWS	.344	.248	#40
ATI518RE	SWS	.344	.256	#40
ATI518LF	SWS	.344	.281	#40
ATI518RW	SWS	.344	.311	#40
ATI518RO	SWS	.500	.248	#40
ATI518RF	SWS	.500	.256	#40
ATI518RX	SWS	.500	.311	#40
ATI518YF	SWS	.500	.343	#40
ATI518RP	SWS	.500	.311	#30
ATI518RG	SWS	.500	.315	#30
ATI518FH	SWS	.500	.372	#30
ATI518RH	SWS	.500	.373	#30
ATI518RJ	SWS	.562	.435	#30
ATI518RB	SWS	.344	.143	#40
ATI518NASDA5	SWS	.359	.312	#30
ATI518NASDA6	SWS	.414	.372	#30



ATI518J



»»» ORDER SPECIAL ONE-LUG, SINGLE-WING STANDARD, DRILL JIG'S AS FOLLOWS:

AT518SWS-.XXX-.XXXX-.XX



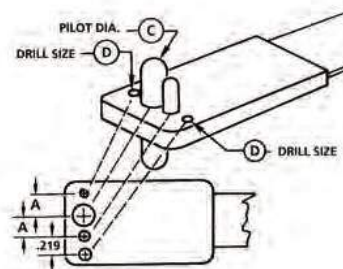
\*VALUES MAY BE EXPRESSED IN METRIC

### ONE LUG — SINGLE WING MINIATURE (SWM)

Part Number	Type	"A" Spacing	"C" Pilot Diameter	"D" Drill Size
ATI518NASBA2	SWM	.125	.086	#51
ATI518NASBA3	SWM	.133	.099	#51
ATI518NASBA4	SWM	.148	.112	#51
ATI518NASBA6	SWM	.171	.139	#51
ATI518PA	SWM	.203	.112	#40
ATI518JA	SWM	.203	.140	#40
ATI518PB	SWM	.218	.139	#40
ATI518JB	SWM	.218	.166	#40
ATI518PC	SWM	.234	.164	#40
ATI518JC	SWM	.234	.193	#40
ATI518PD	SWM	.250	.191	#40
ATI518JD	SWM	.250	.218	#40
ATI518PE	SWM	.281	.248	#40
ATI518JE	SWM	.281	.281	#40
ATI518PF	SWM	.250	.188	#40

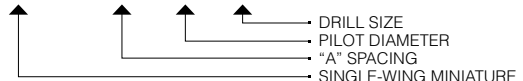


ATI518PB



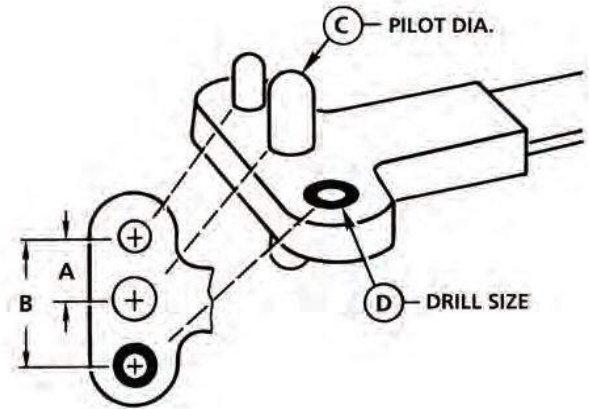
»»» ORDER SPECIAL ONE-LUG, SINGLE-WING MINIATURE, DRILL JIG'S AS FOLLOWS:

AT518SWM-.XXX-.XXXX-.XX



\*VALUES MAY BE EXPRESSED IN METRIC

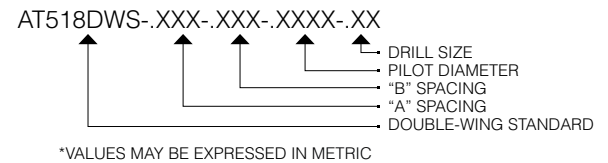




**TWO LUG — DOUBLE WING STANDARD (DWS)**

Part Number	Type	"A" Spacing	"B" Spacing	"C" Pilot Diameter	"D" Drill Size
ATI518A	DWS	.344	.688	.139	#40
ATI518B	DWS	.344	.688	.164	#40
ATI518KK	DWS	.344	.688	.165	#40
ATI518KC	DWS	.344	.688	.168	#40
ATI518KL	DWS	.344	.688	.188	#40
ATI518C	DWS	.344	.688	.191	#40
ATI518KD	DWS	.344	.688	.192	#40
ATI518KT	DWS	.344	.688	.227	#40
ATI518KU	DWS	.344	.688	.256	#40
ATI518BF	DWS	.344	.688	.281	#40
ATI518HL	DWS	.344	.688	.290	#40
ATI518GM	DWS	.344	.688	.312	#40
ATI518HE	DWS	.3125	.625	.187	#40
ATI518HM	DWS	.3125	.625	.218	#40
ATI518HO	DWS	.375	.750	.248	#40
ATI518HP	DWS	.375	.750	.281	#40
ATI518HH	DWS	.375	.750	.372	#40
ATI518M	DWS	.375	.750	.438	#40
ATI518HN	DWS	.375	.750	.467	#40
ATI518GT	DWS	.4375	.875	.373	#40
ATI518HX	DWS	.450	.900	.372	#40
ATI518D	DWS	.500	1.000	.248	#40
ATI518KE	DWS	.500	1.000	.256	#40
ATI518GR	DWS	.500	1.000	.271	#40
ATI518GS	DWS	.500	1.000	.296	#40
ATI518KV	DWS	.500	1.000	.311	#40
ATI518DF	DWS	.500	1.000	.343	#40
ATI518GG	DWS	.500	1.000	.656	#40
ATI518GL	DWS	.344	.688	.218	#40
ATI518KA	DWS	.344	.688	.119	#40
ATI518KB	DWS	.344	.688	.143	#40
ATI518HF	DWS	.500	1.000	.191	#30
ATI518HJ	DWS	.500	1.000	.248	#30
ATI518KN	DWS	.500	1.000	.311	#30
ATI518E	DWS	.500	1.000	.312	#30
ATI518KF	DWS	.500	1.000	.315	#30
ATI518F	DWS	.500	1.000	.372	#30
ATI518KG	DWS	.500	1.000	.373	#30
ATI518GD	DWS	.500	1.000	.375	#30
ATI518HG	DWS	.500	1.000	.389	#30
ATI518HD	DWS	.500	1.000	.500	#30

»» ORDER SPECIAL TWO-LUG, SINGLE-WING STANDARD, DRILL JIG'S AS FOLLOWS:



Part Number	Type	"A" Spacing	"B" Spacing	"C" Pilot Diameter	"D" Drill Size
ATI518HS	DWS	.500	1.000	.561	#30
ATI518GB	DWS	.500	1.000	.593	#30
ATI518HT	DWS	.500	1.000	.624	#30
ATI518N	DWS	.500	1.000	.688	#30
ATI518GA	DWS	.500	1.000	.702	#30
ATI518GP	DWS	.562	1.124	.438	#30
ATI518HW	DWS	.592	1.184	.811	#30
ATI518GN	DWS	.595	1.190	.592	#30
ATI518KH	DWS	.625	1.250	.435	#30
ATI518HB	DWS	.687	1.375	.191	#30
ATI518HC	DWS	.687	1.375	.405	#30
ATI518KJ	DWS	.687	1.375	.498	#30
ATI518GE	DWS	.687	1.375	.500	#30
ATI518HK	DWS	.687	1.375	.656	#30
ATI518GC	DWS	.687	1.375	.718	#30
ATI518HA	DWS	.687	1.375	.749	#30
ATI518P	DWS	.687	1.375	.811	#30
ATI518HU	DWS	.687	1.375	.938	#30
ATI518HY	DWS	.700	1.400	.850	#30
ATI518GK	DWS	.500	1.000	.343	#30
ATI518KP	DWS	.500	1.000	.457	#30
ATI518GF	DWS	.375	.750	.437	#40
ATI518GH	DWS	.375	.750	.397	#40
ATI518GJ	DWS	.500	1.000	.281	#40
ATI518SP1171	DWS	.562	1.124	.191	#40
ATI518NASAA5	DWS	.359	.718	.312	#30
ATI518NASAA6	DWS	.414	.828	.372	#30



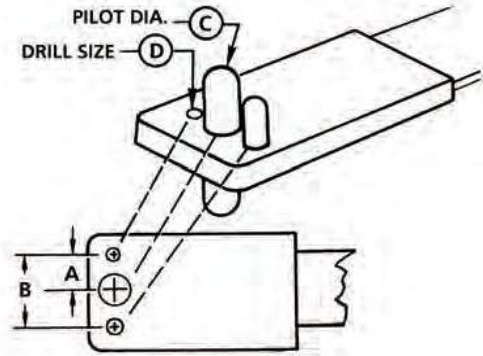
**SAFETY PRECAUTION:** Read and follow all safety and operating instructions.  
**WARNING:** Face & eye protection must be worn while operating power tools, per ANSI B186.1

# DRILL ATTACHMENTS AND DRILLING ACCESSORIES

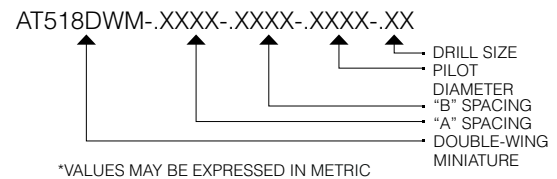
## NUT PLATE DRILL JIGS

### TWO LUG — DOUBLE WING MINIATURE (DWM)

Part Number	Type	"A" Spacing	"B" Spacing	"C" Pilot Diameter	"D" Drill Size
ATI518NASAA2	DWM	.125	.250	.086	#51
ATI518NASAA3	DWM	.133	.265	.099	#51
ATI518NASAA4	DWM	.148	.296	.112	#51
ATI518NSAA06	DWM	.172	.343	.139	#51
ATI518NA	DWM	.203	.406	.112	#40
ATI518AA	DWM	.203	.406	.140	#40
ATI518BA	DWM	.203	.406	.180	#40
ATI518NB	DWM	.218	.436	.139	#40
ATI518AB	DWM	.219	.437	.166	#40
ATI518BB	DWM	.219	.437	.2055	#40
ATI518NC	DWM	.234	.468	.164	#40
ATI518NG	DWM	.234	.468	.1925	#40
ATI518AC	DWM	.234	.468	.193	#40
ATI518NH	DWM	.234	.468	.227	#40
ATI518BC	DWM	.234	.468	.234	#40
ATI518ND	DWM	.250	.500	.191	#40
ATI518AD	DWM	.250	.500	.218	#40
ATI518BD	DWM	.250	.500	.257	#40
ATI518NE	DWM	.281	.562	.248	#40
ATI518AE	DWM	.281	.562	.281	#40
ATI518BE	DWM	.281	.562	.323	#40
ATI518NF	DWM	.313	.625	.312	#30
ATI518AF	DWM	.313	.625	.343	#30
ATI518ZX	DWM	.539	1.080	.248	#40
ATI518SP1016	DWM	.295	.590	.217	#40
ATI518BG	DWM	.359	.718	.373	#30
ATI518NJ	DWM	.250	.500	.1875	#40



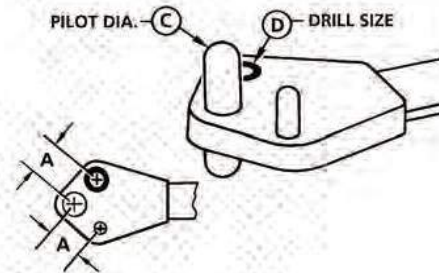
» ORDER SPECIAL TWO-LUG, DOUBLE-WING MINIATURE, DRILL JIG'S AS FOLLOWS:



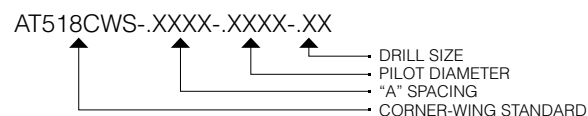
\*VALUES MAY BE EXPRESSED IN METRIC

### CORNER WING STANDARD (CWS)

Part Number	Type	"A" Spacing	"C" Pilot Diameter	"D" Drill Size
ATI518R	CWS	.344	.139	#40
ATI518S	CWS	.344	.164	#40
ATI518MK	CWS	.344	.1645	#40
ATI518MC	CWS	.344	.1675	#40
ATI518ML	CWS	.344	.1875	#40
ATI518T	CWS	.344	.191	#40
ATI518MD	CWS	.344	.192	#40
ATI518MT	CWS	.344	.2265	#40
ATI518MU	CWS	.500	.2555	#40
ATI518U	CWS	.500	.248	#40
ATI518ME	CWS	.500	.2555	#40
ATI518MV	CWS	.500	.3105	#40
ATI518MN	CWS	.500	.311	#30
ATI518V	CWS	.500	.312	#30
ATI518MF	CWS	.500	.3145	#30
ATI518W	CWS	.500	.372	#30
ATI518MP	CWS	.500	.373	#30
ATI518MR	CWS	.562	.435	#30
ATI518X	CWS	.562	.4375	#30
ATI518MB	CWS	.344	.1425	#40
ATI518NASC45	CWS	.358	.312	#30



» ORDER SPECIAL CORNER-WING STANDARD DRILL JIG'S AS FOLLOWS:



\*VALUES MAY BE EXPRESSED IN METRIC



**SAFETY PRECAUTION:** Read and follow all safety and operating instructions.  
**WARNING:** Face & eye protection must be worn while operating power tools, per ANSI B186.1

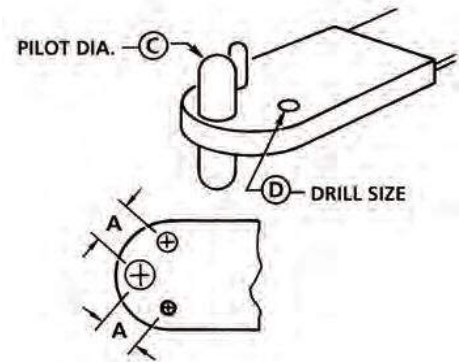




ATI518SD

**CORNER WING MINIATURE (CWM)**

Part Number	Type	"A" Spacing	"C" Pilot Diameter	"D" Drill Size
ATI518NSCA02	CWM	.125	.086	#51
ATI518NSCA03	CWM	.138	.099	#51
ATI518NSCA04	CWM	.148	.112	#51
ATI518NSCA06	CWM	.172	.139	#51
ATI518SA	CWM	.203	.112	#40
ATI518UA	CWM	.203	.140	#40
ATI518SB	CWM	.218	.139	#40
ATI518UB	CWM	.218	.166	#40
ATI518SC	CWM	.234	.164	#40
ATI518UC	CWM	.234	.193	#40
ATI518SD	CWM	.250	.191	#40
ATI518UD	CWM	.250	.218	#40
ATI518SE	CWM	.281	.248	#40
ATI518UE	CWM	.281	.281	#40
ATI518SF	CWM	.312	.312	#30
ATI518UF	CWM	.312	.343	#30
ATI518SJ	CWM	.250	.1875	#40



»» ORDER SPECIAL CORNER-WING MINIATURE DRILL JIG'S AS FOLLOWS"

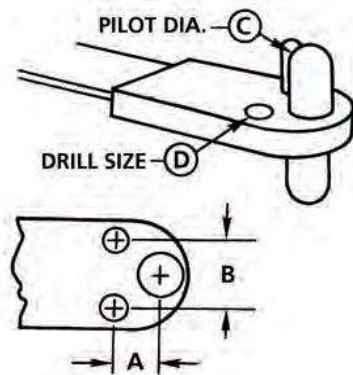
ATI518CWM-.XXXX-.XXXX-.XX  
 ↑ ↑ ↑ ↑  
 DRILL SIZE  
 PILOT DIAMETER  
 "A" SPACING  
 CORNER-WING MINIATURE  
 \*VALUES MAY BE EXPRESSED IN METRIC



ATI518TA

**MINIATURE ANCHORNUIT (SLM)**

Part Number	Type	"A" Spacing	"B" Spacing	"C" Pilot Diameter	"D" Drill Size
ATI518NSDA08	SLM	.234	.219	.164	#40
ATI518TA	SLM	.250	.219	.191	#40
ATI518TB	SLM	.281	.219	.248	#40
ATI518TC	SLM	.312	.250	.312	#30
ATI518TD	SLM	.359	.269	.3125	#30
ATI518TE	SLM	.250	.219	.1875	#40
ATI518NASDA5	SLM	.359	.269	.312	#30
ATI518NASDA6	SLM	.414	.269	.372	#30



»» ORDER SPECIAL MINIATURE ANCHORNUIT DRILL JIG'S AS FOLLOWS:

ATI518SLM-.XXXX-.XXXX-.XXXX-.XX  
 ↑ ↑ ↑ ↑ ↑  
 DRILL SIZE  
 PILOT DIAMETER  
 "B" SPACING  
 "A" SPACING  
 MINIATURE-ANCHORNUIT  
 \*VALUES MAY BE EXPRESSED IN METRIC



**SAFETY PRECAUTION:** Read and follow all safety and operating instructions.  
**WARNING:** Face & eye protection must be worn while operating power tools, per ANSI B186.1

# DRILL ATTACHMENTS AND DRILLING ACCESSORIES

## NUT PLATE CONVERSIONS



### SINGLE WING

Nutplate Spec	Style	Part Number
MS21051-06	Single Wing	ATI518G
MS21051-08	Single Wing	ATI518H
MS21051-3	Single Wing	ATI518J
MS21051-4	Single Wing	ATI518K
MS21051-5	Single Wing	ATI518RP
MS21051-6	Single Wing	ATI518RH
MS21052-06	Single Wing	ATI518G
MS21052-08	Single Wing	ATI518H
MS21052-3	Single Wing	ATI518J
MS21052-4	Single Wing	ATI518K
MS21052-5	Single Wing	ATI518RP
MS21052-6	Single Wing	ATI518RH
MS21053-08	Single Wing	ATI518H
MS21053-3	Single Wing	ATI518J
MS21053-4	Single Wing	ATI518RO
MS21053-5	Single Wing	ATI518RP
MS21054-08	Single Wing	ATI518H
MS21054-3	Single Wing	ATI518J
MS21054-4	Single Wing	ATI518RO
MS21054-5	Single Wing	ATI518RP
MS21061-06	Single Wing	ATI518G
MS21061-08	Single Wing	ATI518H
MS21061-3	Single Wing	ATI518J
MS21061-4	Single Wing	ATI518RO
MS21061-5	Single Wing	ATI518RP
MS21061-6	Single Wing	ATI518RH
MS21062-06	Single Wing	ATI518G
MS21062-08	Single Wing	ATI518H
MS21062-3	Single Wing	ATI518J
MS21062-4	Single Wing	ATI518RO
MS21062-5	Single Wing	ATI518RP
MS21062-6	Single Wing	ATI518RH
MS21071-04	Single Wing	ATI518PA
MS21071-06	Single Wing	ATI518PB
MS21071-08	Single Wing	ATI518PC
MS21071-3	Single Wing	ATI518PD
MS21071-4	Single Wing	ATI518PE
MS21072-04	Single Wing	ATI518PA
MS21072-06	Single Wing	ATI518PB
MS21072-08	Single Wing	ATI518PC
MS21072-3	Single Wing	ATI518PD
MS21072-4	Single Wing	ATI518PE
NAS1067-08	Single Wing	ATI518PC
NAS1067-3	Single Wing	ATI518PD
NAS1067-4	Single Wing	ATI518PE
NAS1774-06	Single Wing	ATI518G
NAS1774-08	Single Wing	ATI518H
NAS1774-3	Single Wing	ATI518J
NAS1774-4	Single Wing	ATI518RO
NAS1774-5	Single Wing	ATI518RP

### SINGLE WING

Nutplate Spec	Style	Part Number
NAS1774-6	Single Wing	ATI518RH
NAS1792-3	Single Wing	ATI518J
NAS1792-4	Single Wing	ATI518RO
NAS1792-5	Single Wing	ATI518RP
NAS687-06	Single Wing	ATI518G
NAS687-08	Single Wing	ATI518H
NAS687-3	Single Wing	ATI518J
NAS687-4	Single Wing	ATI518RO
NAS687-5	Single Wing	ATI518RP

### DOUBLE WING

Nutplate Spec	Style	Part Number
MS21047-06	Double Wing	ATI518A
MS21047-08	Double Wing	ATI518B
MS21047-3	Double Wing	ATI518C
MS21047-4	Double Wing	ATI518D
MS21047-5	Double Wing	ATI518E
MS21047-6	Double Wing	ATI518F
MS21048-06	Double Wing	ATI518A
MS21048-08	Double Wing	ATI518B
MS21048-3	Double Wing	ATI518C
MS21048-4	Double Wing	ATI518D
MS21048-5	Double Wing	ATI518E
MS21048-6	Double Wing	ATI518F
MS21048-7	Double Wing	ATI518GP
MS21049-08	Double Wing	ATI518B
MS21049-3	Double Wing	ATI518C
MS21049-4	Double Wing	ATI518D
MS21049-5	Double Wing	ATI518E
MS21050-08	Double Wing	ATI518B
MS21050-3	Double Wing	ATI518C
MS21050-4	Double Wing	ATI518D
MS21050-5	Double Wing	ATI518E
MS21059-06	Double Wing	ATI518A
MS21059-08	Double Wing	ATI518B
MS21059-3	Double Wing	ATI518C
MS21059-4	Double Wing	ATI518D
MS21059-5	Double Wing	ATI518E
MS21059-6	Double Wing	ATI518F
MS21060-06	Double Wing	ATI518A
MS21060-08	Double Wing	ATI518B
MS21060-3	Double Wing	ATI518C
MS21060-4	Double Wing	ATI518D
MS21060-5	Double Wing	ATI518E
MS21060-6	Double Wing	ATI518F
MS21069-04	Double Wing	ATI518NA
MS21069-06	Double Wing	ATI518NB
MS21069-08	Double Wing	ATI518NC
MS21069-3	Double Wing	ATI518ND
MS21069-4	Double Wing	ATI518NE



**DOUBLE WING**

Nutplate Spec	Style	Part Number
MS21069-5	Double Wing	ATI518NASAA5
MS21069-6	Double Wing	ATI518NASAA6
MS21070-04	Double Wing	ATI518NA
MS21070-06	Double Wing	ATI518NB
MS21070-08	Double Wing	ATI518NC
MS21070-3	Double Wing	ATI518ND
MS21070-4	Double Wing	ATI518NE
MS21070-5	Double Wing	ATI518NASAA5
MS21075-04	Double Wing	ATI518NA
MS21075-06	Double Wing	ATI518NB
MS21075-08	Double Wing	ATI518NC
MS21075-3	Double Wing	ATI518ND
MS21075-4	Double Wing	ATI518NE
MS21075-5	Double Wing	ATI518NASAA5
MS21076-04	Double Wing	ATI518NA
MS21076-06	Double Wing	ATI518NB
MS21076-08	Double Wing	ATI518NC
MS21076-3	Double Wing	ATI518ND
MS21076-4	Double Wing	ATI518NE
MS21076-5	Double Wing	ATI518NASAA5
NAS1068-04	Double Wing	ATI518NASAA4
NAS1068-06	Double Wing	ATI518NSAA06
NAS1068-08	Double Wing	ATI518NC
NAS1068-3	Double Wing	ATI518ND
NAS1068-4	Double Wing	ATI518NE
NAS1068-5	Double Wing	ATI518NASAA5
NAS1473-08	Double Wing	ATI518B
NAS1473-3	Double Wing	ATI518C
NAS1473-4	Double Wing	ATI518D
NAS1473-5	Double Wing	ATI518E
NAS1474-3	Double Wing	ATI518SP1171
NAS1791-3	Double Wing	ATI518C
NAS1791-4	Double Wing	ATI518D
NAS1791-5	Double Wing	ATI518E
NAS697-02	Double Wing	AT518NASAA02
NAS697-03	Double Wing	AT518NASAA03
NAS697-04	Double Wing	ATI518NASAA4
NAS697-06	Double Wing	ATI518NSAA06
NAS697-08	Double Wing	ATI518NC
NAS697-3	Double Wing	ATI518ND
NAS697-4	Double Wing	ATI518NE
NAS697-5	Double Wing	ATI518NASAA5
NAS697-6	Double Wing	ATI518NASAA6

**CORNER**

Nutplate Spec	Style	Part Number
MS21055-06	CORNER	ATI518R
MS21055-08	CORNER	ATI518S
MS21055-3	CORNER	ATI518T
MS21055-4	CORNER	ATI518U

**CORNER**

Nutplate Spec	Style	Part Number
MS21055-5	CORNER	ATI518V
MS21055-6	CORNER	ATI518W
MS21055-7	CORNER	ATI518X
MS21056-06	CORNER	ATI518R
MS21056-08	CORNER	ATI518S
MS21056-3	CORNER	ATI518T
MS21056-4	CORNER	ATI518U
MS21056-5	CORNER	ATI518V
MS21056-6	CORNER	ATI518W
MS21056-7	CORNER	ATI518X
MS21057-08	CORNER	ATI518S
MS21057-3	CORNER	ATI518T
MS21057-4	CORNER	ATI518U
MS21057-5	CORNER	ATI518V
MS21058-08	CORNER	ATI518S
MS21058-3	CORNER	ATI518T
MS21058-4	CORNER	ATI518U
MS21058-5	CORNER	ATI518V
MS21073-02	CORNER	ATI518NSCA02
MS21073-04	CORNER	ATI518SA
MS21073-06	CORNER	ATI518SB
MS21073-08	CORNER	ATI518SC
MS21073-3	CORNER	ATI518SD
MS21073-4	CORNER	ATI518SE
MS21073-5	CORNER	ATI518NSCA5
MS21074-02	CORNER	ATI518NSCA02
MS21074-04	CORNER	ATI518SA
MS21074-06	CORNER	ATI518SB
MS21074-08	CORNER	ATI518SC
MS21074-3	CORNER	ATI518SD
MS21074-4	CORNER	ATI518SE
MS21074-5	CORNER	ATI518NSCA5

**SHORT LUG**

Nutplate Spec	Style	Part Number
NAS1789-08	SHORT LUG	ATI518NSDA08
NAS1789-3	SHORT LUG	ATI518TA
NAS1789-4	SHORT LUG	ATI518TB
NAS1789-5	SHORT LUG	ATI518TD
NAS1789-6	SHORT LUG	ATI518NSDA6



**SAFETY PRECAUTION:** Read and follow all safety and operating instructions.  
**WARNING:** Face & eye protection must be worn while operating power tools, per ANSI B186.1

## COMPARE THE DIFFERENCE

Ground on-centers to ensure concentricity and eliminate run out

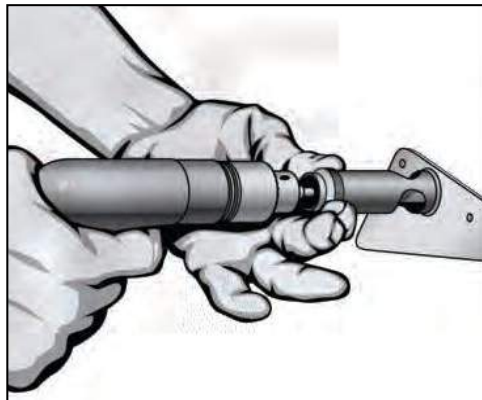


Two cutting flutes for maximum chip relief; three flutes to eliminate chatter

120-degree seating angle for standard fit

Manufactured of M2 high-speed steel

1/4"-28 Threaded male shank



Recognized throughout the industry as the leading producer of quality cutting tools, ATI Tools continues an intensive research program to improve products through advanced design and manufacturing techniques.

The tools contained in this section are made of the finest materials. The cutters are carefully heat-treated, precision ground for correct cutting angles and proper clearance, then thoroughly checked to ensure accurate cutting without chatter. All tools are dipped in a protective plastic coating for shipment and storage.

A variety of microstop countersink units and accessories have been designed to present a versatile selection of tools for all working surfaces and areas. Opportunities to analyze and assist with individual cutting problems are welcomed by ATI's engineering staff.

## Anatomy of a Countersink

A countersink is a tool used to cut and form a hole so that a flush fastener can be installed. The main features of a countersink are the threaded shank, body, cutting angle, and pilot.

### Threaded Shank

The threaded shank is inserted into the microstop shaft and its thread size is specified by the user. Industry standard thread sizes are 10-32, 1/4"-28, 3/8"-24, and 7/16"-20. The most common countersink shanks are 1/4"-28.

### Body

The body of a countersink is typically cylindrical in shape and its diameter is determined by the fastener to be installed.

### Cutting Angle

The cutting angle is determined by the fastener to be installed and is specified by the user. The cutting angle also indicates what the angle of the conically shaped hole will be when the hole is formed. The most common cutting angle is 100 degrees.

### Pilot

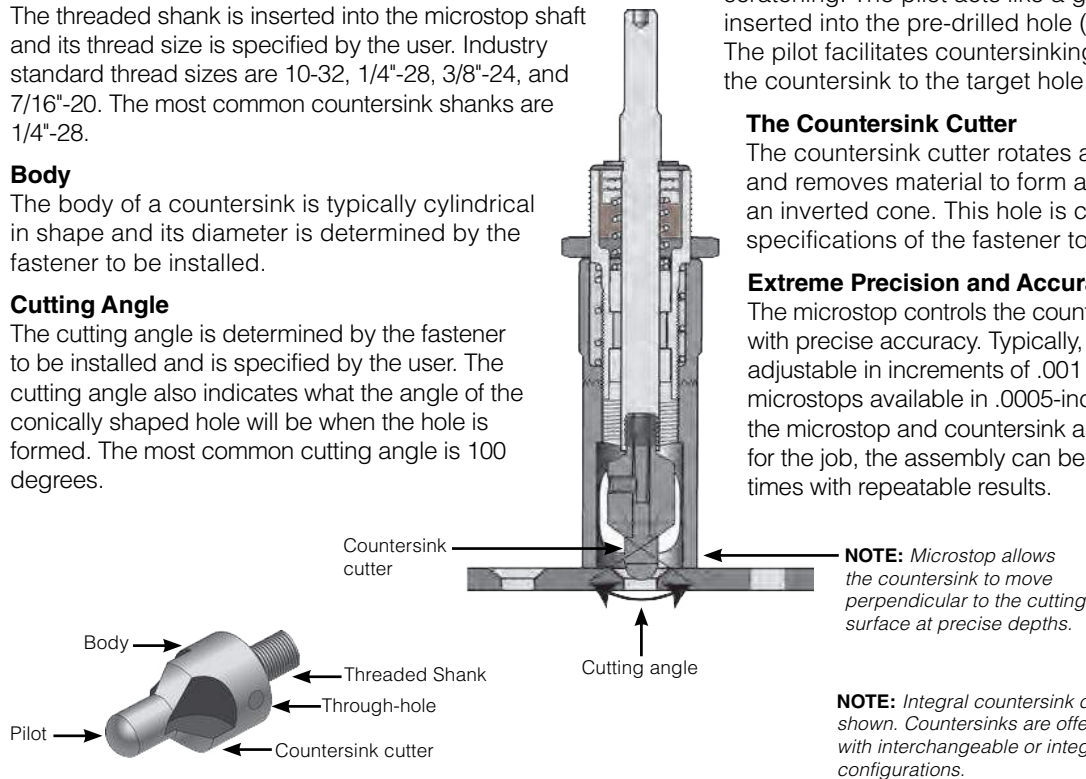
The pilot diameter on a countersink is specified by the user and typically is the same diameter of the pre-drilled hole. It's important for the pilot end to be smooth and to have a hemispherical tip in order to prevent scratching. The pilot acts like a guide when it is inserted into the pre-drilled hole (called the "pilot hole"). The pilot facilitates countersinking by properly aligning the countersink to the target hole.

### The Countersink Cutter

The countersink cutter rotates at a very high speed and removes material to form a hole shaped like an inverted cone. This hole is cut to form the exact specifications of the fastener to be installed.

### Extreme Precision and Accuracy

The microstop controls the countersink's depth with precise accuracy. Typically, the depth of cut is adjustable in increments of .001 inch, with more precise microstops available in .0005-inch increments. Once the microstop and countersink assembly is configured for the job, the assembly can be used hundreds of times with repeatable results.



**NOTE:** Integral countersink cutter shown. Countersinks are offered with interchangeable or integral pilot configurations.

## What is a Microstop and What Does it Do?

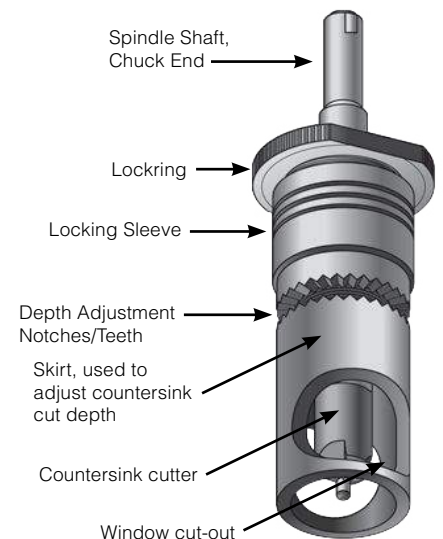
A "microstop" is a cylindrical tool that holds a cutting tool known as a "countersink."

The microstop allows the countersink to move perpendicular to the cutting surface at precise depths. When countersinking, the microstop can make "micro" adjustments up and down, and "stop" the countersink at the exact depth to match the profile of the fastener to be installed. The countersink depth is controlled by rotating the microstop skirt. The adjustments are extremely precise. Rotating the countersink skirt adjusts the countersink depth by only 0.0005 in.


Extreme precision is important when countersinking a hole because it enables the ultimate objective: to ensure that the fastener – typically a flush rivet – fills the countersunk hole completely. Usually a rivet gun is used for installing and deforming the flush rivet into the hole's geometry.

When each countersunk hole is precisely drilled and fasteners are properly installed, every part of the plane's skin has consistent strength and load distribution. The use of a microstop allows for uniformity and helps achieve this goal.

A versatile tool, a microstop works with any type of threaded shank cutter in applications where the depth of cut requires extreme precision. This would include countersinks, counterbores, and hollow cutters, just to name a few.



**NOTE:** Skirt remains stationary when in contact with the cutting surface, enabling the operator to view the cutter.



"Microstop & Countersink Cutter" in advanced position



"Microstop & Countersink Cutter" in retracted position

# CUTTING TOOLS AND MICROSTOPS

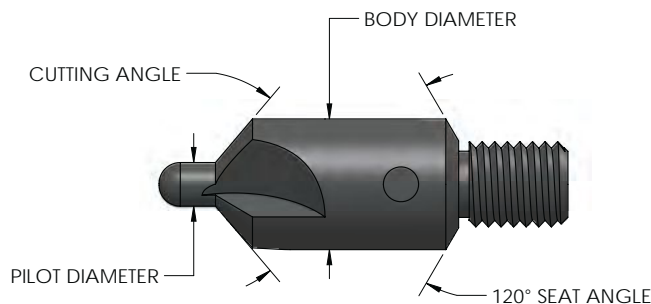
## COUNTERSINK CUTTERS, INTEGRAL PILOT



- Manufactured of M2 high-speed steel or carbide-tipped
- High speed steel countersinks ground on-centers to insure concentricity
- 120-degree seating angle for standard fit
- Use with ATI444 or ATI443 Series microstops

### HSS COUNTERSINKS, INTEGRAL PILOT, 100 DEGREE, 1/4"-28 THREADS

Pilot Diameter	Decimal Equivalent	Number of Flutes	Body Diameter			
			3/8"	7/16"	1/2"	5/8"
3/32"	.0938	2		ATI445D4-532	ATI445E43/32	
		3	ATI420C4332	ATI420D43/32	ATI420E43/32	
#41	.0960	2				ATI445G441N
		3	ATI420C4.096			
#40	.0980	2	ATI445C-4-40		ATI445E440	
		3	ATI420C440	ATI420D440	ATI420E440	
1/8"	.1250	2	ATI445C41/8		ATI445E41/8	
		3	ATI420C418	ATI420D41/8	ATI420E418	
#30	.1285	2	ATI445C430		ATI445E430	ATI445G430
		3	ATI420C430	ATI420D430	ATI420E430	
9/64"	.1406	2			ATI445E4964	
		3	ATI420C4964	ATI420D49/64		
#27	.1440	2	ATI445C427		ATI445E427	
		3		ATI420D427		ATI420G427
5/32"	.1563	2			ATI445E43/32	
		3	ATI420C45/32	ATI420D45/32	ATI420E45/32	
#21	.1590	2	ATI445C-4-21		ATI445E421	
		3	ATI420C421	ATI420D421	ATI420E421	
#20	.1610	2			ATI445E420	
		3	ATI420C420	ATI420D420	ATI420E420	
11/64	.1719	2	ATI445C41164			
		3	ATI420C41164	ATI420D41164		
#16	.1770	2			ATI445E416	
		3		ATI420D416	ATI420E4177	ATI420G416
#13	.1850	2			ATI445E413	
		3	ATI420C413	ATI420D413	ATI420E413	ATI420G413
3/16"	.1875	2	ATI445C4-316		ATI445E43/16	
		3	ATI420C4316	ATI420D43/16	ATI420E43/16	ATI420G43/16
#11	.1910	2			ATI445E4-11	
		3		ATI420D411	ATI420E411	
#10	.1935	2	ATI445C-4-10		ATI445E410	
		3	ATI420C410	ATI420D410	ATI420E410	
#8	.1990	2			ATI445E48	
		3			ATI420E48	ATI420G4N8
7/32"	.2188	2			ATI445E47/32	
		3		ATI420D47/32	ATI420E47/32	
#2	.2210	2	ATI445C42N			
		3				
1/4"	.2500	2			ATI445E4-1/4	ATI445G41/4
		3	ATI420C41/4	ATI420D41/4	ATI420E41/4	ATI420G4-1/4
5/16"	.3125	2			ATI445E45/16	ATI445G45/16
		3	ATI420C45/16	ATI420D45/16		ATI420G45/16
11/32"	.3438	2			ATI445E41132	
		3				
3/8"	.3750	2			ATI445E43/8	ATI445G43/8
		3				ATI420G43/8
1/2"	.5000	2				ATI445G41/2
		3				

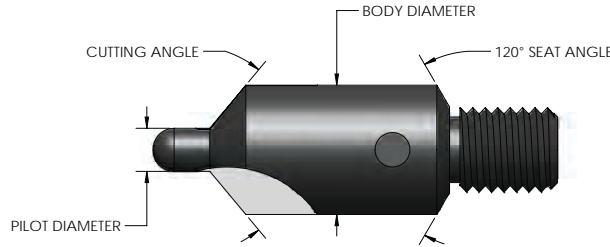


### HSS COUNTERSINKS, INTEGRAL PILOT, 100 DEGREE, 1/4"-28 THREADS

Pilot Diameter	Decimal Equivalent	Number of Flutes	BODY DIAMETER		
			1/4"	1/4" (10-32 THD)	5/16"
3/32"	.0938	2			ATI445A4332S
		3	ATI420A4332		ATI420B43/32
#40	.0980	2	ATI445A4-40N		ATI445A440S2
		3	ATI420A440		
#30	.1285	2	ATI445A-4-30		ATI445A430S2
		3			
9/64"	.1406	2			
		3			ATI420B49/64
5/32"	.1563	2			
		3			ATI420B45/32
	.1620	2			ATI445B41620
		3			
3/16"	.1875	2			
		3			ATI420B43/16

Special countersink cutters may be ordered by providing the material, body diameter, pilot diameter, number of flutes, and cutting angle.





**CARBIDE-TIPPED COUNTERSINKS, INTEGRAL PILOT, 2-FLUTE, 100 DEGREE, 1/4"-28 THREADS**

Pilot Diameter	Decimal Equivalent	Body Diameter	Part Number
3/32"	.0938	1/2"	ATI445CE4332
#40	.0980	1/4"	ATI445CTA440 (10-32 THDS)
		1/2"	ATI445CE440N
1/8"	.1250	1/2"	ATI445CTE418
#30	.1285	1/2"	ATI445CTE430
9/64"	.1406	1/2"	ATI445CE4964
5/32"	.1563	1/2"	ATI445CE4532
	.1580	1/2"	ATI445CE4158
#21	.1590	3/8"	ATI445CC421
		1/2"	ATI445CTE421
#20	.1610	1/2"	ATI445CE420N
#19	.1660	7/16"	ATI445CD419N
		1/2"	ATI445CE419N
#16	.1770	3/8"	ATI445CC416
		1/2"	ATI445CE416N
	.1830	1/2"	ATI445CE4183
#13	.1850	1/2"	ATI445CE413N
	.1860	1/2"	ATI445CE4186
3/16"	.1875	1/2"	ATI445CE4316
	.1880	1/2"	ATI445CE4188
#11	.1910	1/2"	ATI445CE411N
	.1920	1/2"	ATI445CE4192
#10	.1935	1/2"	ATI445CTE410
#9	.1960	1/2"	ATI445CE49N
#8	.1990	1/2"	ATI445CE4199

Pilot Diameter	Decimal Equivalent	Body Diameter	Part Number
13/64"	.2031	1/2"	ATI445CE1364
#3	.2130	1/2"	ATI445CE43N
	.2150	1/2"	ATI445CE4215
7/32"	.2188	1/2"	ATI445CE4732
	.2210	1/2"	ATI445CE42N
	.2430	1/2"	ATI445CE4243
D	.2460	1/2"	ATI445CE4246
	.2470	1/2"	ATI445CE4247
	.2475	1/2"	ATI445CTESP1
	.2480	1/2"	ATI445CE4248
1/4"	.2500	1/2"	ATI445CTE414
		5/8"	ATI445CG414
	.2620	1/2"	ATI445CE4262
	.2780	1/2"	ATI445CE4278
9/32"	.2813	1/2"	ATI445CE4932
	.3090	1/2"	ATI445CE4309
	.3100	1/2"	ATI445CE4310
5/16"	.3125	1/2"	ATI445CE4516
		5/8"	ATI445CG4516
	.3240	1/2"	ATI445CE4324
	.3250	1/2"	ATI445CE4325
	.3400	1/2"	ATI445CE4340
	.3420	1/2"	ATI445CE4342
	.3710	1/2"	ATI445CE4371
3/8"	.3750	1/2"	ATI445CE438

Special countersink cutters may be ordered by providing the material, body diameter, pilot diameter, number of flutes, and cutting angle.

**COUNTERSINK CUTTER SETS WITH ANODIZED HOLDER**

Part Number	Description
ATI420D-4PC	4-PC Set Includes: ATI420D43/32, ATI420D41/8, ATI420D45/32, ATI420D43/16
ATI420D-5PC	5-PC Set Includes: ATI420D43/32, ATI420D41/8, ATI420D45/32, ATI420D43/16, ATI420D41/4
ATI420D-9PC	9-PC Set Includes: ATI420D43/32, ATI420D41/8, ATI420D45/32, ATI420D43/16, ATI420D440, ATI420D430, ATI420D421, ATI420D410
ATI445E-4PC	4-PC Set Includes: ATI445E43/32, ATI445E41/8, ATI445E45/32, ATI445E43/16
ATI445E-5PC	5-PC Set Includes: ATI445E43/32, ATI445E41/8, ATI445E45/32, ATI445E43/16, ATI445E41/4
ATI445E-9PC	9-PC Set Includes: ATI445E43/32, ATI445E41/8, ATI445E45/32, ATI445E43/16, ATI445E440, ATI445E430, ATI445E421, ATI445E410



**MICROSTOP/COUNTERSINK CUTTER KIT**

**ATI590CSK**

- Provides countersinking versatility
- Includes one ball-bearing, .0005 adjustable depth Microstop for precise, accurate countersinking
- Includes an assortment of popular skirt and nose piece configurations
- Includes nine 1/2" diameter, 100° cutters with pilots of #40, #30, #21, #10, 3/32", 1/8", 5/32", 3/16", and 1/4"

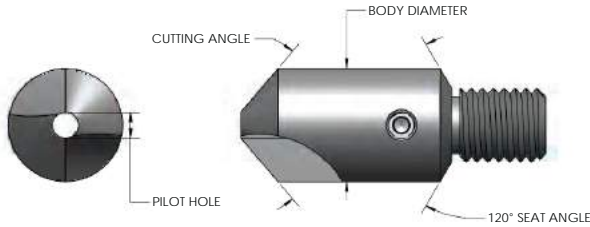


**SAFETY PRECAUTION:** Read and follow all safety and operating instructions.  
**WARNING:** Face & eye protection must be worn while operating power tools, per ANSI B186.1

## CUTTING TOOLS AND MICROSTOPS REPLACEABLE PILOT COUNTERSINK CUTTERS



### ATI455 SERIES, HIGH SPEED STEEL, 100°, 1/4"-28 THREADED SHANK

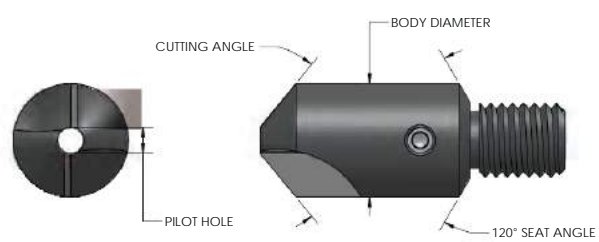


Refer to ATI484 Series and ATI435 series replaceable pilots.

Part Number	Body Diameter	Pilot Hole Diameter	Number of Flutes
ATI455A-4	1/4"	.086	2
ATI455B-4	5/16"	.086	2
ATI455C-4	3/8"	.086	2
ATI455D-4	7/16"	.086	2
ATI455E-4	1/2"	.086	2
ATI455F-4	9/16"	.086	2
ATI455G-4	5/8"	.086	2
ATI455H-4	3/4"	.170	2
ATI455J-4	7/8"	.170	2

Special countersink cutters may be ordered by providing the material, body diameter, pilot hole diameter, and cutting angle.

### ATI455CT SERIES, CARBIDE-TIPPED, 100°, 1/4"-28 THREADED SHANK



Refer to ATI485 Series replaceable pilots.

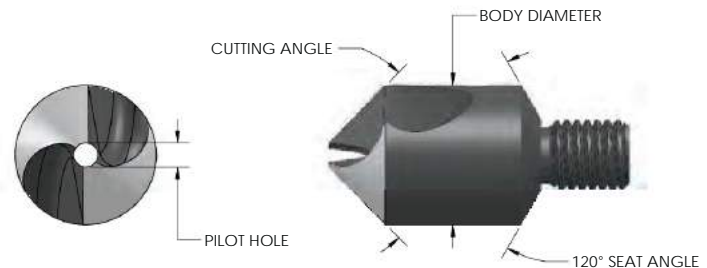
Part Number	Body Diameter	Pilot Hole Diameter	Number of Flutes
ATI455CTC-4	3/8"	.125	2
ATI455CTE-4	1/4"	.125	2
ATI455CTG-4	5/16"	.125	2

## COUNTERSINK CUTTER FOR KEVLAR

### ATI455SK SERIES, 1/4"-28 THREADED SHANK

The Kevlar countersink cutter is designed for use with DuPont Kevlar composites. The unique 'S' shaped positive rake cutting flutes produce fuzz-free countersinks of precision quality in Kevlar.

Part Number	Body Diameter	Pilot Hole Diameter
ATI455SKE-4	1/2"	.086
ATI455SKG-4	5/8"	.086

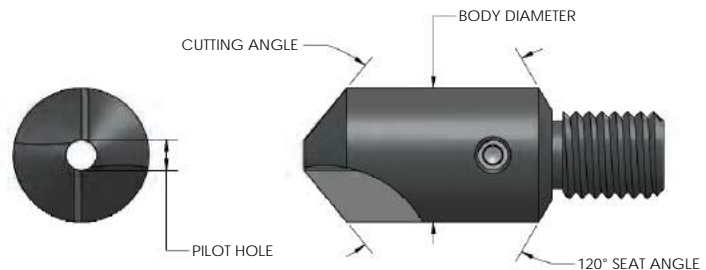


## COUNTERSINK CUTTER, POLYCRYSTALLINE DIAMOND INSERT FOR COMPOSITE MATERIAL

### ATI455PD SERIES, REPLACEABLE PILOT, 100°, 1/4"-28 THREADED SHANK

The ATI455PD Series countersinks excel in cutting highly abrasive, non-ferrous materials where carbide will not perform, such as graphite epoxy composites. Replaceable pilot design allows for economical replacement of damaged pilots and versatility of various pilot diameters with the same cutter.

Part Number	Body Diameter	Pilot Hole Diameter
ATI455PDE-4	1/2"	.125
ATI455PDG4	5/8"	.125
ATI455PDH-4	3/4"	.170

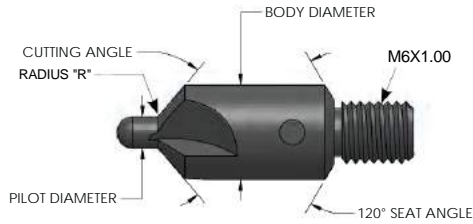




- Manufactured of M42 cobalt steel
- Ground on-centers to insure concentricity
- 120-degree seating angle for standard fit
- Use with AT1444 Series microstops

**ATM6 SERIES**

Integral pilot cutter with M6 X 1.00 metric male threaded shank for use with AT1444 Series microstops.



**WHEN ORDERING SPECIFY:**

BODY DIAMETER, ANGLE, PILOT DIAMETER, FILLET RADIUS, AND CUTTING FLUTES

ATM6-"D"- "A"- "PILOT DIAMETER"- "R"-2 OR 3 FLUTES

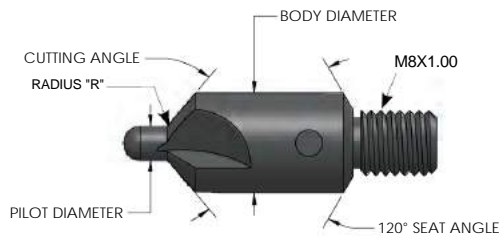
Ex. ATM6104317P2

Body Diameter	"D"	C'sink Angle	"A"	Radius Code	"R"	Standard Pilot Diameters (MM)	
6	6MM	1	78°	P	.50MM	2.38	4.76
8	8MM	2	82°	Q	.75MM	2.50	4.80
10	10MM	3	90°	R	1.00MM	3.17	5.00
12	12MM	4	100°			3.50	5.60
14	14MM	5	110°			3.96	6.00
		6	115°			4.00	6.35
		7	120°				
		8	130°				

Note: Other pilot sizes available upon request.

**ATM8 SERIES**

Integral pilot cutter with M8 X 1.00 metric male threaded shank for use with AT1444 Series microstops.



**WHEN ORDERING SPECIFY:**

BODY DIAMETER, ANGLE, PILOT DIAMETER, FILLET RADIUS, AND CUTTING FLUTES

ATM8-"D"- "A"- "PILOT DIAMETER"- "R"-2 OR 3 FLUTES

Ex. ATM8144600Q3

Body Diameter	"D"	C'sink Angle	"A"	Radius Code	"R"	Standard Pilot Diameters (MM)	
10	10MM	1	78°	P	.50MM	2.38	4.80
12	12MM	2	82°	Q	.75MM	2.50	5.00
14	14MM	3	90°	R	1.00MM	3.17	5.60
17	17MM	4	100°			3.50	6.00
21	21MM	5	110°			3.96	6.35
		6	115°			4.00	8.00
		7	120°			4.76	10.00
		8	130°				

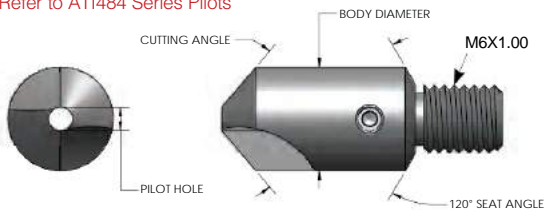
Note: Other pilot sizes available upon request.

COUNTERSINK CUTTERS, INTERCHANGEABLE PILOT, METRIC

**ATM6IP SERIES**

Standard 2 Flute interchangeable pilot cutter with M6 X 1.00 metric male threaded shank and .086 pilot hole for use with AT1444 Series microstops.

Refer to AT1484 Series Pilots



**WHEN ORDERING SPECIFY:** BODY DIAMETER AND ANGLE

ATM6IP-"D"- "A"

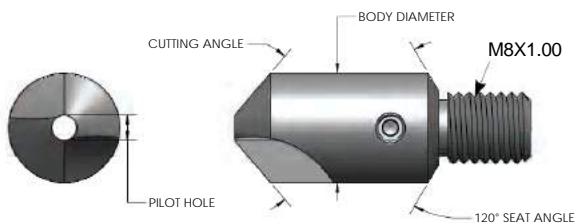
Ex. ATM6IP124

Body Diameter	"D"	C'sink Angle	"A"
10	10MM	1	78°
12	12MM	2	82°
14	14MM	3	90°
17	17MM	4	100°
		5	110°
		6	115°
		7	120°
		8	130°

**ATM8IP SERIES**

Standard 2 Flute interchangeable pilot cutter with M8 X 1.00 metric male threaded shank and .086 pilot hole for use with AT1444 Series microstops.

Refer to AT1484 Series Pilots



**WHEN ORDERING SPECIFY:** BODY DIAMETER AND ANGLE

ATM8IP-"D"- "A"

Ex. ATM8IP144

Body Diameter	"D"	C'sink Angle	"A"
10	10MM	1	78°
12	12MM	2	82°
14	14MM	3	90°
17	17MM	4	100°
21	21MM	5	110°
		6	115°
		7	120°
		8	130°

\*21MM comes w/ 3 flutes & .170 pilot hole



**SAFETY PRECAUTION:** Read and follow all safety and operating instructions.  
**WARNING:** Face & eye protection must be worn while operating power tools, per ANSI B186.1

# CUTTING TOOLS AND MICROSTOPS

## PILOTS



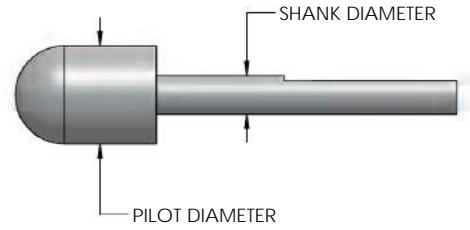
### ATI484 SERIES

Used with ATI455, ATM6IP, ATM8IP Series cutters

Part Number	Pilot Diameter	Shank Diameter	Part Number	Pilot Diameter	Shank Diameter
ATI484-2	#40	.086	ATI484-2.38M	2.38MM	.086
ATI484-12	#30	.086	ATI484-2.50M	2.50MM	.086
ATI484-21	#21	.086	ATI484-3.17M	3.17MM	.086
ATI484-31	#11	.086	ATI484-3.50M	3.50MM	.086
ATI484-32	#10	.086	ATI484-3.96M	3.96MM	.086
ATI484-56	3/32	.086	ATI484-4.00M	4.00MM	.086
ATI484-57	1/8	.086	ATI484-4.76M	4.76MM	.086
ATI484-59	5/32	.086	ATI484-4.80M	4.80MM	.086
ATI484-61	3/16	.086	ATI484-5.00M	5.00MM	.086
ATI484-63	7/32	.086	ATI484-5.60M	5.60MM	.086
ATI484-65	1/4	.086	ATI484-6.00M	6.00MM	.086

Special size pilot diameters are available upon special request.

These replaceable pilots have a flat on the shank to accommodate cutters with a set screw, and an undercut to permit head-to-seat on cutter angle.



### ATI485 SERIES

Used with ATI455CT, ATI455PD Series cutters

Part Number	Pilot Diameter	Shank Diameter
ATI485-12	#30	.125
ATI485-21	#21	.125
ATI485-31	#11	.125
ATI485-32	#10	.125
ATI485-57	1/8	.125
ATI485-59	5/32	.125
ATI485-61	3/16	.125
ATI485-63	7/32	.125
ATI485-65	1/4	.125

Special size pilot diameters are available upon special request.

### ATI435 SERIES

Used with ATI455 Series cutters

Part Number	Pilot Diameter	Shank Diameter
ATI435-3/16	3/16	.170
ATI435-1/4	1/4	.170
ATI435-5/16	5/16	.170
ATI435-3/8	3/8	.170
ATI435-1/2	1/2	.170

Special size pilot diameters are available upon special request.

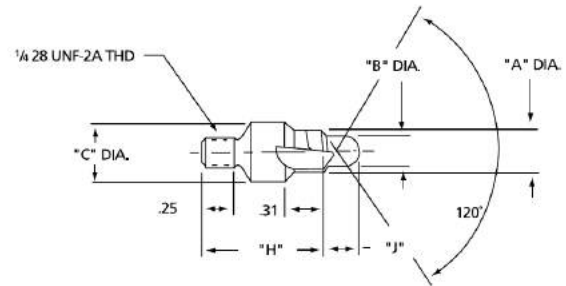
## BRILES® COUNTERSINK CUTTERS

### ATI438BRC SERIES, 1/4"-28 THREADED SHANK

These high speed steel countersinks feature a unique design that cuts a counterbore and countersink in the same hole. Use these special countersinks to prepare holes for MS14218, Briles® Rivet BRFZ, and Boeing BACR15FV.

Part Number	"A"	"B"	"C"	"H"	"J"
ATI438BRC3	.1235	.096	.375	.949	.180
ATI438BRC-4	.1625	.126	.375	.952	.200
ATI438BRC-5	.2105	.159	.375	.955	.220
ATI438BRC-6	.2585	.191	.375	.958	.250
ATI438BRC-7	.3125	.226	.375	.962	.280
ATI438BRC-8	.3585	.255	.500	.966	.280
ATI438BRC9	.4055	.288	.500	.969	.300
ATI438BRC10	.4545	.314	.500	.972	.300

Used with ATI444 SERIES microstops.



## COUNTERSINK CUTTER EXTENSIONS, 1/4"-28 RECESS

Part Number	Shank Diameter	Body Diameter	Body Length
C12780-1-1	1/4" Straight	1/2"	1"
C12780-1-4	1/4" Straight	1/2"	4"
C12780-3-4	1/4" Straight	7/16"	4"
C12780-3-6	1/4" Straight	7/16"	6"
C12780-3-8	1/4" Straight	7/16"	8"
ATI470B1	1/4" Straight	1/2"	4"
ATI470B1F	1/4" Straight with Flats	1/2"	4"
ATI470B-2	1/4" Straight	1/2"	6"
ATI470B-2F	1/4" Straight with Flats	1/2"	6"
C12780-12-1	1/4"-28 Thread	3/8"	1"
C12780-12-2	1/4"-28 Thread	3/8"	2"
C12780-12-3	1/4"-28 Thread	3/8"	3"
C12780-12-4	1/4"-28 Thread	3/8"	4"
C12780-12-5	1/4"-28 Thread	3/8"	5"



**FOR COUNTERSINK CUTTERS THREADED 1/4"-28, M6 X 1, AND M8 X 1**

(Refer to ATI420, ATI438, ATI445, ATI455, ATI463, ATM6, ATM8 countersink cutters)



Microstop - Ball Bearing



Cutaway View



Microstop - Bushing



Cutaway View

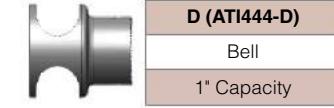
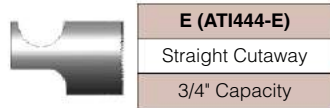

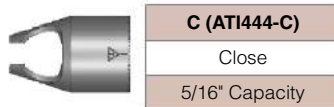
**ATI444 MICROSTOPS**

- For high volume, accurate countersinking in a production environment
- Full ball bearing shaft support for increased life
- Heavy duty ball thrust bearing ensures depth repeatability
- Fail-safe design accomplished with integrated shoulder on shaft
- Debris filter prevents chips and dust from contaminating bearings
- .0005" depth adjustment, 5/16" shaft travel
- Right-hand threaded lock nut prevents jamming of adjustment mechanism
- Multiple skirt configuration options
- Multiple shaft configuration options

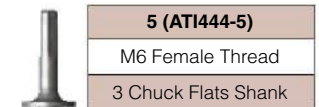
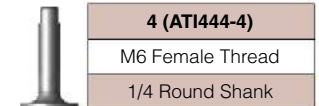
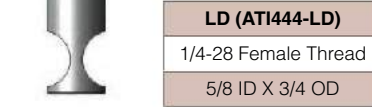
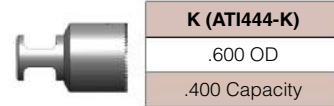
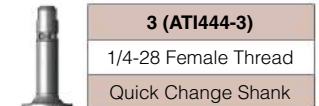
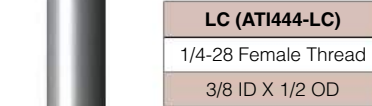

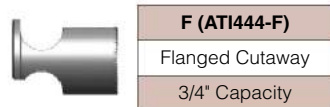
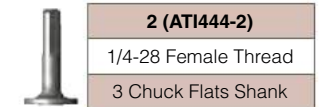
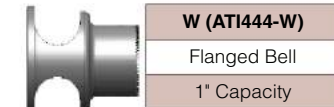
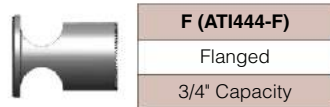
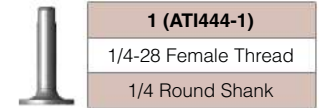
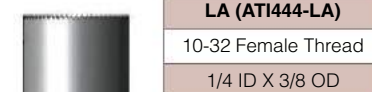
**ATI443 MICROSTOPS**

- For lower volume countersinking in maintenance and home-build environments
- Bronze bushing shaft support
- Heavy duty ball thrust bearing ensures depth repeatability
- Fail-safe design accomplished with integrated shoulder on shaft
- Debris filter prevents chips and dust from contaminating bearings
- .0005" depth adjustment, 5/16" shaft travel
- Right-hand threaded lock nut prevents jamming of adjustment mechanism.
- Multiple skirt configuration options
- Multiple shaft configuration options

**SKIRTS:**



**EXTENDED SKIRTS:**  
2-3/4" Extension  
(Includes extension shaft)

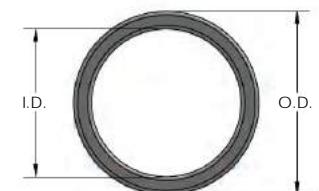


**ORDERING:** Choose either ATI444 or ATI443, Skirt Option, and Shaft Option.

Part Number	MODEL / SKIRT / SHAFT
Ex. ATI444G2	ATI444 + G + 2
Ex. ATI444LA4	ATI444 + LA + 4
Ex. ATI443S1	ATI443 + S + 1
Ex. ATI443A2	ATI443 + A + 2

**INSERT CHART**

Part Number	O.D.	I.D.	Material	
ATI444-37P	.960	.775	Phenolic	Used with ATI444A Series Microstop
ATI444-37N	.960	.775	Nylon	Used with ATI444A or ATI444N Series Microstop
ATI444-37NF	1.25	.775	Nylon	Used with ATI444A or ATI444H Series Microstop



**SAFETY PRECAUTION:** Read and follow all safety and operating instructions.  
**WARNING:** Face & eye protection must be worn while operating power tools, per ANSI B186.1

# CUTTING TOOLS AND MICROSTOPS

## MICROSTOP COUNTERSINK CAGES

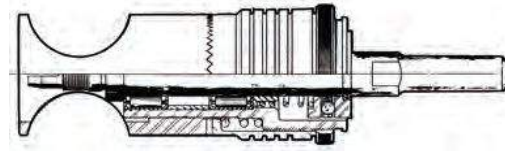


### MICROSTOP FOR FEMALE-THREADED COUNTERSINK CUTTERS

Refer to AT1418 series cutters and AT1416 series pilots

#### ATI442S1

Uses 1/4"-28 threaded shaft which is split and tapered to lock replaceable pilot securely when cutter is tightened.



### MICROSTOP COUNTERSINK CAGES, SWIVEL SHAFT

#### ATI2351 SERIES

The swivel shaft design enables you to countersink with up to a 5 degree off angle between the spindle and cutter axis. Designed for use on all standard materials as well as the latest composite materials in the most demanding applications. Ball and thrust bearings for continuous high speed use and .0005 adjustable depth control. Available with 1/4"-28 or metric threads; standard or flanged skirts, optional nylon inserts.

Part Number	Description
ATI2351S1	Standard Skirt, 1/4"-28 Shaft
ATI2351S4	Standard Skirt, M6 Shaft
ATI2351N1	Standard Skirt, 1/4"-28 Shaft, Nylon Insert
ATI2351N4	Standard Skirt, M6 Shaft, Nylon Insert
ATI2351F1	Flanged Skirt, 1/4"-28 Shaft
ATI2351F4	Flanged Skirt, M6 Shaft
ATI2351H1	Flanged Skirt, 1/4"-28 Shaft, Nylon Insert
ATI2351H4	Flanged Skirt, M6 Shaft, Nylon Insert



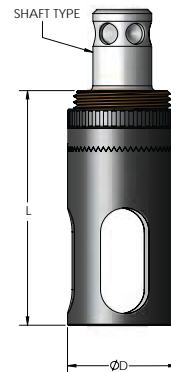
### MICROSTOP COUNTERSINK CAGES, STUBBY

Designed for close quarter or tight access applications

#### ATI448 SERIES

- 3/32" Shaft Travel
- .0005 Adjustable Depth Control

Part Number	D	L	Shaft	Max. Cutter Diameter
ATI448S1	.560	1.22"	1/4"-28	1/2"
ATI448S3	.560	1.22"	QC	1/2"



\*image shown is with quick-change shaft

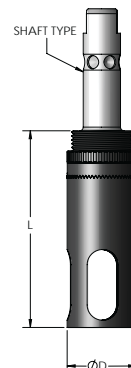
### MICROSTOP COUNTERSINK CAGES, MIDGET

Designed for close quarter or tight access applications

#### ATI449 SERIES

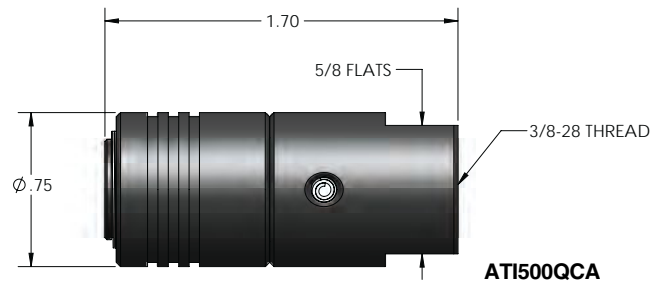
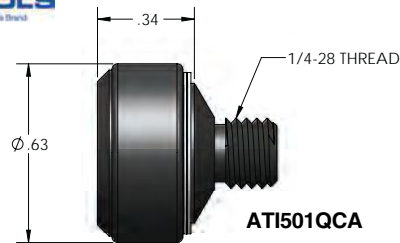
- 9/32" Shaft Travel
- .0005 Adjustable Depth Control

Part Number	D	L	Shaft	Max. Cutter Diameter
ATI449S2	.560	1.62"	1/4"	1/2"
ATI449S3	.560	1.62"	QC	1/2"



\*image shown is with quick-change shaft





Part Number	Type	Description
ATI501QCA	STUBBY	Designed to fit any standard angle drill with 1/4"-28 threaded spindle
ATI500QCA	STANDARD	Designed to fit any standard drill motor with 3/8"-24 threaded chuck spindle

**JUMBO SIZE MICROSTOPS**

**FOR COUNTERSINK CUTTERS THREADED 3/8"-24 and 7/16"-20**  
(Refer to ATI445 and ATI455 series countersink cutters)

- For production environment countersinking of larger sized holes
- Fail-safe design accomplished with integrated shoulder on shaft
- All shafts feature wrenching flats to aid in removal of cutter after use
- 3/4" shaft travel
- Ball thrust bearing ensures depth repeatability



Part Number	Shaft Thread	Shaft Support	Adjustment Increment	Cutter Capacity	Shank	OAL
ATI432A	7/16"-20 Female	Bronze Bushing	.001	1-1/4"	3/8" Round	7"
ATI432B	3/8"-24 Female	Bronze Bushing	.001	1-1/4"	3/8" Round	7"
ATI462	3/8"-24 Female	Bronze Bushing	.003	7/8"	3/8" Round	5"
ATI462H3-1.3	3/8"-24 Female	Ball Bearing	.0005	1-1/4"	3 Chuck Flats	5"
ATI462H3-1.5	3/8"-24 Female	Ball Bearing	.0005	1-3/8"	3 Chuck Flats	5"
ATI462H7-1.3	7/16"-20 Female	Ball Bearing	.0005	1-1/4"	3 Chuck Flats	5"
ATI462H7-1.5	7/16"-20 Female	Ball Bearing	.0005	1-3/8"	3 Chuck Flats	5"

**ELLIPTICAL FASTENER COUNTERSINK CUTTER KIT**

**ATI2200CSK**

This kit provides countersinking capabilities for the installation of the NAS1734 or NAS1735 elliptical head blind nuts, for fasteners -3 (#10) thru -8 (1/2") hole preparation in accordance with NAS1736. Use with common hand-held drill motors.

Kit includes two microstops with stabilizing rockers and four cobalt cutters.

Qty	Part Number	Description
1	ATISK2260	Microstop with wobble skirt and arm assembly, 1/4"-28 threaded shank, 1/2" maximum cutter diameter for fasteners #10, 1/4", and 5/16".
1	ATISK2266	Jumbo Microstop with wobble skirt and arm assembly, 3/8"-24 threaded shank, 3/4" maximum cutter diameter for fasteners 3/8", 7/16", and 1/2".
1	C15374-3	Elliptical nut countersink assembly, #10
1	C15374-4	Elliptical nut countersink assembly, 1/4"
1	C15374-5	Elliptical nut countersink assembly, 5/16"
1	C15374-6	Elliptical nut countersink assembly, 3/8"

Other elliptical nut countersink assemblies available upon special request.



**SAFETY PRECAUTION:** Read and follow all safety and operating instructions.  
**WARNING:** Face & eye protection must be worn while operating power tools, per ANSI B186.1

# CUTTING TOOLS AND MICROSTOPS

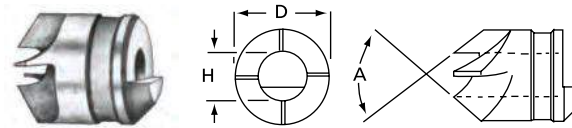
## BACK COUNTERSINK CUTTERS



### ATI402 SERIES

Used in restricted areas where direct countersinking is not possible.  
A four-flute, one piece unit used with ATI404 Series Pilot

Part Number	Body Diameter	Pilot Hole	Angle
ATI402A-4	1/4"	1/8"	100°
ATI402B-4	1/4"	3/32"	100°
ATI402C-4	5/16"	1/8"	100°
ATI402D-4	5/16"	5/32"	100°
ATI402E-4	3/8"	3/16"	100°
ATI402F-4	3/8"	5/32"	100°
ATI402G-4	7/16"	3/16"	100°
ATI402H-4	7/16"	5/32"	100°
ATI402I-4	1/2"	3/16"	100°
ATI402J-4	1/2"	1/4"	100°
ATI402K-4	9/16"	3/16"	100°
ATI402L-4	9/16"	1/4"	100°
ATI402M-4	5/8"	1/4"	100°
ATI402N-4	5/8"	5/16"	100°
ATI402O-4	11/16"	1/4"	100°
ATI402P-4	11/16"	5/16"	100°
ATI402Q-4	3/4"	1/4"	100°
ATI402R-4	3/4"	5/16"	100°
ATI402S-4	7/8"	5/16"	100°
ATI402T-4	7/8"	3/8"	100°
ATI402U-4	1"	5/16"	100°
ATI402V-4	1"	3/8"	100°
ATI402W-4	1-1/4"	3/8"	100°
ATI402X-4	1-1/4"	1/2"	100°



### ATI590TA BACK COUNTERSINK KIT

Compact kit for shop or field service requirement.  
Contains 8 cutters and 8 gunlock pilots.

Part No.	QTY	Part No.	QTY
ATI402B-4	1	ATI404-1	1
ATI402C-4	1	ATI404-2	1
ATI402F-4	1	ATI404-3	1
ATI402I-4	1	ATI4044	1
ATI402Q-4	1	ATI4045	1
ATI402S-4	1	ATI404-6	1
ATI402V-4	1	ATI404-7	1
ATI402X-4	1	ATI404-8	1

## BACK SPOTFACER CUTTERS

### ATI403 SERIES

For reverse spotfacing and counterboring in confined areas where one piece straight shank tools cannot be used. Designed with four cutting edges with .030R corner radii. Used with ATI404 Series Pilots.

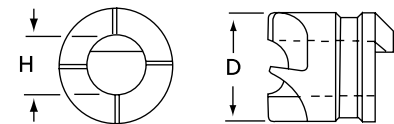
Part Number	Body Diameter	Pilot Hole
ATI403S	7/8"	5/16"
ATI403A	1/4"	1/8"
ATI403B	1/4"	3/32"
ATI403C	5/16"	1/8"
ATI403D	5/16"	5/32"
ATI403E	3/8"	3/16"
ATI403F	3/8"	5/32"
ATI403G	7/16"	3/16"
ATI403H	7/16"	5/32"
ATI403I	1/2"	3/16"
ATI403J	1/2"	1/4"
ATI403K	9/16"	3/16"
ATI403L	9/16"	1/4"
ATI403M	5/8"	1/4"
ATI403N	5/8"	5/16"
ATI403O	11/16"	1/4"
ATI403P	11/16"	5/16"
ATI403Q	3/4"	1/4"
ATI403R	3/4"	5/16"
ATI403T	7/8"	3/8"
ATI403U	1"	5/16"
ATI403V	1"	3/8"
ATI403W	1-1/4"	3/8"
ATI403X	1-1/4"	1/2"

Note: Other radii available upon special order

### ATI590S BACK SPOTFACER KIT


Compact kit for shop or field service requirement.  
Contains 8 cutters and 8 gunlock pilots.

Part No.	QTY	Part No.	QTY
ATI403A	1	ATI404-1	1
ATI403C	1	ATI404-2	1
ATI403F	1	ATI404-3	1
ATI403I	1	ATI4044	1
ATI403M	1	ATI4045	1
ATI403R	1	ATI404-6	1
ATI403V	1	ATI404-7	1
ATI403X	1	ATI404-8	1



### ATI404 SERIES

Part Number	Description	D
ATI404-1	Pilot, Bayonet Locking Type, 6" OAL	3/32
ATI404-2	Pilot, Bayonet Locking Type, 6" OAL	1/8
ATI404-3	Pilot, Bayonet Locking Type, 6" OAL	5/32
ATI4044	Pilot, Bayonet Locking Type, 6" OAL	3/16
ATI4045	Pilot, Bayonet Locking Type, 6" OAL	1/4
ATI404-6	Pilot, Bayonet Locking Type, 6" OAL	5/16
ATI404-7	Pilot, Bayonet Locking Type, 6" OAL	3/8
ATI404-8	Pilot, Bayonet Locking Type, 6" OAL	1/2

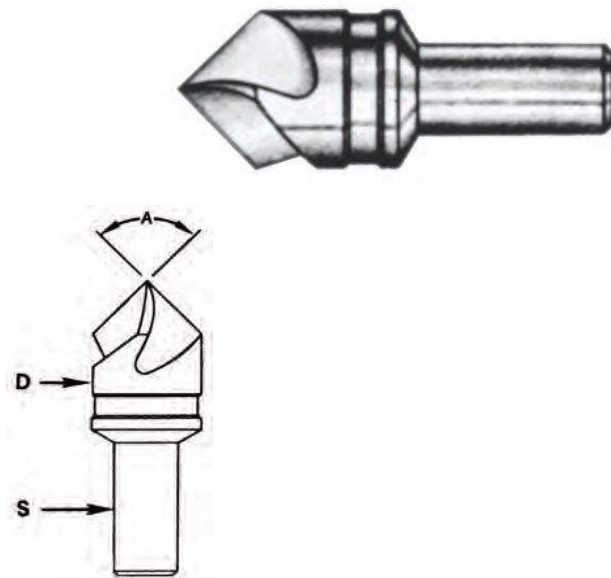


### STRAIGHT SHANK COUNTERSINK CUTTER

#### ATI408 SERIES


Specifically designed for countersinking. This cutter has three straight flutes accurately sharpened to prevent chatter.

Part Number	D	S	Angle
ATI408A-2	1/4	3/16	82°
ATI408A-4	1/4	3/16	100°
ATI408B-2	5/16	1/4	82°
ATI408B-4	5/16	1/4	100°
ATI408C-2	3/8	1/4	82°
ATI408C-4	3/8	1/4	100°
ATI408D-2	7/16	1/4	82°
ATI408D-4	7/16	1/4	100°
ATI408E-2	1/2	1/4	82°
ATI408E-4	1/2	1/4	100°
ATI408F-2	5/8	3/8	82°
ATI408F-4	5/8	3/8	100°
ATI408G-2	3/4	3/8	82°
ATI408G-4	3/4	3/8	100°
ATI408H-2	1	3/8	82°
ATI408H-4	1	3/8	100°



### 6-FLUTE COUNTERSINK CUTTER, STRAIGHT SHANK

Part Number	Body Diameter	Shank Diameter	Angle
ATI408AZ6F3	1/4	3/16	90°
ATI408AZ6F4	1/4	3/16	100°
ATI408CA6F0	3/8	1/4	60°
ATI408CA6F4	3/8	1/4	100°
ATI408CB6F0	3/8	5/16	60°
ATI408EC6F4	1/2	3/8	100°
ATI408FC6F-4	9/16	3/8	100°
ATI408GC6F0	5/8	3/8	60°
ATI408GC6F3	5/8	3/8	90°
ATI408GC6F4	5/8	3/8	100°



## CUTTING TOOLS AND MICROSTOPS

### STOP COUNTERSINK CUTTERS



#### ATI418 SERIES, 1/4"-28 THREADS

Used with ATI442S1 microstop

Three straight flute replaceable pilot cutters with female thread. These cutters are designed with extra deep flute to permit resharping and radial clearance to assure fast smooth cutting. Other cutter angles available upon special request.



Part Number	Cutter Diameter	Pilot Hole	Angle
ATI418A-4	1/4	.086	100°
ATI418B-4	5/16	.086	100°
ATI418C-4	3/8	.086	100°
ATI418D-4	7/16	.086	100°
ATI418E4	1/2	.086	100°
ATI418F4	9/16	.086	100°
ATI418G4	5/8	.086	100°

For replaceable pilots, refer to ATI416 Series.

## PILOTS

#### ATI416 SERIES

To maintain concentricity and prevent breakage, an undercut is provided to permit head-to-seat on cutter angle.



Part Number	D		
ATI416-2	#40	ATI416-57	1/8
ATI416-12	#30	ATI416-59	5/32
ATI416-21	#21	ATI416-61	3/16
ATI416-31	#11	ATI416-63	7/32
ATI416-32	#10	ATI416-65	1/4
ATI416-56	3/32	ATI416-69	5/16

Used with ATI418 Series cutter.

## CHATTERLESS COUNTERSINK CUTTER

#### ATI463 SERIES, 1/4"-28 THREADS

These precision cutters are the ultimate in chatterless countersinking. The minimum cutter diameter has been calculated to eliminate skin damage and the undercut on the flutes provides ease in chip removal. Made of M42 material for stainless steel or titanium.

Part Number	Body Diameter	Pilot Diameter	Angle	AN426 Rivet Size Ref.
ATI463145065	.145	.065	100°	1/16
ATI463210096	.210	.096	100°	3/32
ATI463256126	.256	.1265	100°	1/8
ATI463317157	.317	.157	100°	5/32
ATI463385191	.385	.1915	100°	3/16
ATI463507247	.507	.247	100°	1/4
ATI463595309	.595	.309	100°	5/16

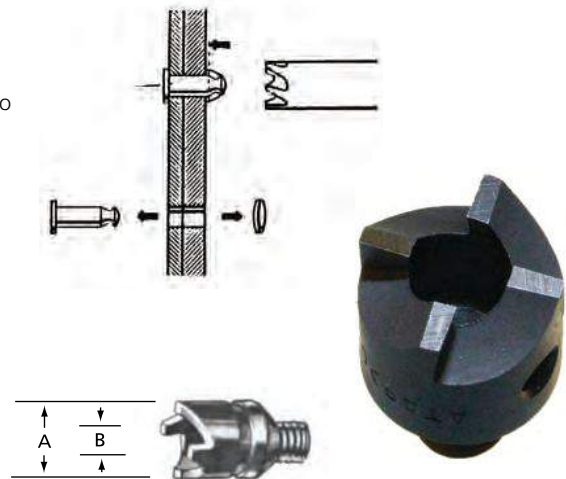


## HOLLOW CUTTERS

#### ATI493 SERIES, 1/4"-28 THREADED SHANK FOR REMOVING HUCK AND HI-SHEAR FASTENERS

These cutters are designed to fit standard microstops to control their cutting depth. Used to cut away the swaged collar from the fastener so the pin can be easily removed.

Part Number	Dimension "A"	Dimension "B"	Shank	Fastener Type	Size
ATI493C-0	.365	.124	1/4-28	HI-SHEAR	1/8
ATI493C-00	.365	.157	1/4-28	HI-SHEAR	5/32
ATI493C-1	.438	.188	1/4-28	HI-SHEAR	3/16
ATI493C-2	.500	.247	1/4-28	HI-SHEAR	1/4
ATI493C-3	.562	.310	1/4-28	HI-SHEAR	5/16
ATI493D-1	.323	.188	1/4-28	HUCK LOCK BOLT	L6
ATI493D-3	.413	.250	1/4-28	HUCK LOCK BOLT	L8





- ATI precision hole saws are manufactured from high-speed tool steel
- Hole saws are heat-treated and ground to precise tolerances
- Hole saw design allows for resharpening of tool
- Use with ATI415 Hole Saw Arbors

**FINE TOOTH SERIES**

For cutting thin skins and corrugations in aluminum, steel, and other non-ferrous material. The hole saw can be resharpened many times and is designed for use in a portable power unit or in standard machine tools.



**ATI413 SERIES**

Part Number	Diameter	Thread
ATI413-1	3/8	5/16-24
ATI413-1X	13/32	5/16-24
ATI413-2	7/16	5/16-24
ATI4132X	15/32	5/16-24
ATI413-3	1/2	5/16-24
ATI413-3X	17/32	5/16-24
ATI413-4	9/16	5/16-24
ATI413-4X	19/32	5/16-24
ATI413-5	5/8	5/16-24
ATI4135X	21/32	5/16-24
ATI4136	11/16	5/16-24
ATI413-6X	23/32	5/16-24
ATI413-7	3/4	5/16-24
ATI4137X	25/32	5/16-24
ATI413-8	13/16	5/16-24
ATI413-8X	27/32	5/16-24
ATI413-9	7/8	5/16-24
ATI4139X	29/32	5/16-24
ATI41310	15/16	5/16-24
ATI41310X	31/32	5/16-24
ATI413-11	1	5/16-24
ATI413-11X	1-1/32	5/16-24
ATI413-12	1-1/16	5/16-24
ATI413-12X	1-3/32	5/16-24
ATI413-13	1-1/8	5/16-24
ATI413-13X	1-5/32	5/16-24
ATI413-14	1-3/16	5/16-24
ATI413-14X	1-7/32	5/16-24
ATI413-15	1-1/4	5/16-24
ATI413-15X	1-9/32	5/16-24
ATI413-16	1-5/16	5/16-24
ATI413-16X	1-11/32	5/16-24
ATI41317	1-3/8	5/16-24
ATI413-17X	1-13/32	5/16-24
ATI413-18	1-7/16	5/16-24
ATI413-18X	1-15/32	5/16-24
ATI41319	1-1/2	1/2-20
ATI413-19X	1-17/32	1/2-20
ATI413-20	1-9/16	1/2-20
ATI413-20X	1-19/32	1/2-20
ATI413-21	1-5/8	1/2-20
ATI413-21X	1-21/32	1/2-20
ATI413-22	1-11/16	1/2-20
ATI413-22X	1-23/32	1/2-20

Part Number	Diameter	Thread
ATI41323	1-3/4	1/2-20
ATI413-23X	1-25/32	1/2-20
ATI41324	1-13/16	1/2-20
ATI413-24X	1-27/32	1/2-20
ATI413-25	1-7/8	1/2-20
ATI413-25X	1-29/32	1/2-20
ATI413-26	1-15/16	1/2-20
ATI413-26X	1-31/32	1/2-20
ATI413-27	2	1/2-20
ATI413-27X	2-1/32	1/2-20
ATI413-28	2-1/16	1/2-20
ATI413-28X	2-3/32	1/2-20
ATI413-29	2-1/8	1/2-20
ATI413-29X	2-5/32	1/2-20
ATI41330	2-3/16	1/2-20
ATI413-30X	2-7/32	1/2-20
ATI413-31	2-1/4	1/2-20
ATI413-31X	2-9/32	1/2-20
ATI413-32	2-5/16	1/2-20
ATI413-32X	2-11/32	1/2-20
ATI413-33	2-3/8	1/2-20
ATI413-33X	2-13/32	1/2-20
ATI413-34	2-7/16	1/2-20
ATI413-34X	2-15/32	1/2-20
ATI413-35	2-1/2	1/2-20
ATI413-35X	2-17/32	1/2-20
ATI413-36	2-9/16	1/2-20
ATI413-36X	2-19/32	1/2-20
ATI413-37	2-5/8	1/2-20
ATI413-37X	2-21/32	1/2-20
ATI413-38	2-11/16	1/2-20
ATI413-38X	2-23/32	1/2-20
ATI413-39	2-3/4	1/2-20
ATI413-39X	2-25/32	1/2-20
ATI413-40	2-13/16	1/2-20
ATI413-40X	2-27/32	1/2-20
ATI413-41	2-7/8	1/2-20
ATI413-41X	2-29/32	1/2-20
ATI413-42	2-15/16	1/2-20
ATI413-42X	2-31/32	1/2-20
ATI413-43	3	1/2-20
ATI413-43X	3-1/32	1/2-20
ATI413-44	3-1/16	1/2-20
ATI413-44X	3-3/32	1/2-20

Part Number	Diameter	Thread
ATI413-45	3-1/8	1/2-20
ATI413-45X	3-5/32	1/2-20
ATI413-46	3-3/16	1/2-20
ATI413-46X	3-7/32	1/2-20
ATI413-47	3-1/4	1/2-20
ATI413-47X	3-9/32	1/2-20
ATI413-48	3-5/16	1/2-20
ATI413-48X	3-11/32	1/2-20
ATI413-49	3-3/8	1/2-20
ATI413-49X	3-13/32	1/2-20
ATI413-50	3-7/16	1/2-20
ATI413-50X	3-15/32	1/2-20
ATI413-51	3-1/2	1/2-20
ATI413-51X	3-17/32	1/2-20
ATI413-52	3-9/16	1/2-20
ATI413-52X	3-19/32	1/2-20
ATI413-53	3-5/8	1/2-20
ATI413-53X	3-21/32	1/2-20
ATI413-54	3-11/16	1/2-20
ATI413-54X	3-23/32	1/2-20
ATI413-55	3-3/4	1/2-20
ATI413-55X	3-25/32	1/2-20
ATI41356	3-13/16	1/2-20
ATI413-56X	3-27/32	1/2-20
ATI413-57	3-7/8	1/2-20
ATI413-57X	3-29/32	1/2-20
ATI413-58	3-15/16	1/2-20
ATI413-58X	3-31/32	1/2-20
ATI413-59	4	1/2-20



**SAFETY PRECAUTION:** Read and follow all safety and operating instructions.  
**WARNING:** Face & eye protection must be worn while operating power tools, per ANSI B186.1

# CUTTING TOOLS AND MICROSTOPS

## HOLE SAWS



### COARSE TOOTH SERIES

This tooth configuration is designed to effect fast cutting of aluminum and steel. When the correct speed and feed is used, this hole saw will cut close tolerance holes even in Titanium.



**ATI474 SERIES**

Part Number	Diameter	Thread
ATI474-1	3/8	5/16-24
ATI474-1X	13/32	5/16-24
ATI474-2	7/16	5/16-24
ATI474-2X	15/32	5/16-24
ATI474-3	1/2	5/16-24
ATI4743X	17/32	5/16-24
ATI474-4	9/16	5/16-24
ATI474-4X	19/32	5/16-24
ATI474-5	5/8	5/16-24
ATI474-5X	21/32	5/16-24
ATI474-6	11/16	5/16-24
ATI4746X	23/32	5/16-24
ATI474-7	3/4	5/16-24
ATI474-7X	25/32	5/16-24
ATI474-8	13/16	5/16-24
ATI474-8X	27/32	5/16-24
ATI474-9	7/8	5/16-24
ATI4749X	29/32	5/16-24
ATI474-10	15/16	5/16-24
ATI474-10X	31/32	5/16-24
ATI474-11	1	5/16-24
ATI47411X	1-1/32	5/16-24
ATI474-12	1-1/16	5/16-24
ATI47412X	1-3/32	5/16-24
ATI474-13	1-1/8	5/16-24
ATI47413X	1-5/32	5/16-24
ATI474-14	1-3/16	5/16-24
ATI47414X	1-7/32	5/16-24
ATI474-15	1-1/4	5/16-24
ATI47415X	1-9/32	1/2-20
ATI474-16	1-5/16	1/2-20
ATI47416X	1-11/32	1/2-20
ATI474-17	1-3/8	1/2-20
ATI474-17X	1-13/32	1/2-20
ATI474-18	1-7/16	1/2-20
ATI474-18X	1-15/32	1/2-20
ATI474-19	1-1/2	1/2-20
ATI474-19X	1-17/32	1/2-20
ATI474-20	1-9/16	1/2-20
ATI47420X	1-19/32	1/2-20
ATI474-21	1-5/8	1/2-20
ATI47421X	1-21/32	1/2-20
ATI474-22	1-11/16	1/2-20
ATI47422X	1-23/32	1/2-20
ATI474-23	1-3/4	1/2-20
ATI47423X	1-25/32	1/2-20
ATI474-24	1-13/16	1/2-20
ATI474-24X	1-27/32	1/2-20

Part Number	Diameter	Thread
ATI474-25	1-7/8	1/2-20
ATI47425X	1-29/32	1/2-20
ATI474-26	1-15/16	1/2-20
ATI474-26X	1-31/32	1/2-20
ATI474-27	2	1/2-20
ATI474-27X	2-1/32	1/2-20
ATI474-28	2-1/16	1/2-20
ATI474-28X	2-3/32	1/2-20
ATI474-29	2-1/8	1/2-20
ATI474-29X	2-5/32	1/2-20
ATI474-30	2-3/16	1/2-20
ATI474-30X	2-7/32	1/2-20
ATI474-31	2-1/4	1/2-20
ATI47431X	2-9/32	1/2-20
ATI474-32	2-5/16	1/2-20
ATI474-32X	2-11/32	1/2-20
ATI474-33	2-3/8	1/2-20
ATI474-33X	2-13/32	1/2-20
ATI47434	2-7/16	1/2-20
ATI474-34X	2-15/32	1/2-20
ATI474-35	2-1/2	1/2-20
ATI474-35X	2-17/32	1/2-20
ATI47436	2-9/16	1/2-20
ATI47436X	2-19/32	1/2-20
ATI47437	2-5/8	1/2-20
ATI474-37X	2-21/32	1/2-20
ATI474-38	2-11/16	1/2-20
ATI474-38X	2-23/32	1/2-20
ATI474-39	2-3/4	1/2-20
ATI474-39X	2-25/32	1/2-20
ATI474-40	2-13/16	1/2-20
ATI474-40X	2-27/32	1/2-20
ATI474-41	2-7/8	1/2-20
ATI474-41X	2-29/32	1/2-20
ATI474-42	2-15/16	1/2-20
ATI474-42X	2-31/32	1/2-20
ATI474-43	3	1/2-20
ATI47443X	3-1/32	1/2-20
ATI47444	3-1/16	1/2-20
ATI474-44X	3-3/32	1/2-20
ATI47445	3-1/8	1/2-20
ATI47445X	3-5/32	1/2-20
ATI47446	3-3/16	1/2-20
ATI474-46X	3-7/32	1/2-20
ATI474-47	3-1/4	1/2-20
ATI474-47X	3-9/32	1/2-20
ATI474-48	3-5/16	1/2-20
ATI474-48X	3-11/32	1/2-20

Part Number	Diameter	Thread
ATI47449	3-3/8	1/2-20
ATI474-49X	3-13/32	1/2-20
ATI474-50	3-7/16	1/2-20
ATI474-50X	3-15/32	1/2-20
ATI474-51	3-1/2	1/2-20
ATI474-51X	3-17/32	1/2-20
ATI474-52	3-9/16	1/2-20
ATI474-52X	3-19/32	1/2-20
ATI474-53	3-5/8	1/2-20
ATI474-53X	3-21/32	1/2-20
ATI47454	3-11/16	1/2-20
ATI474-54X	3-23/32	1/2-20
ATI474-55	3-3/4	1/2-20
ATI474-55X	3-25/32	1/2-20
ATI47456	3-13/16	1/2-20
ATI474-56X	3-27/32	1/2-20
ATI474-57	3-7/8	1/2-20
ATI474-57X	3-29/32	1/2-20
ATI474-58	3-15/16	1/2-20
ATI474-58X	3-31/32	1/2-20
ATI474-59	4	1/2-20

### HOLE SAW ARBORS

- Pilot and shank are ground to ensure tight concentricity
- Use with ATI413 and ATI474 hole saws



**ATI415-1**

Part Number	Shank Diameter	Pilot Diameter	Thread
ATI415-0	1/4	3/16	5/16-24
ATI415-1	1/4	1/4	5/16-24
ATI415-2	1/2	1/4	1/2-20
ATI415-3	1/2	3/8	1/2-20
ATI415-10	1/4	1/4	1/2-20



**SAFETY PRECAUTION:** Read and follow all safety and operating instructions.  
**WARNING:** Face & eye protection must be worn while operating power tools, per ANSI B186.1

- Aircraft style, straight shank counterbores are used to cut flat areas or recesses for bolt heads and nuts
- Use with ATI489 replaceable counterbore pilots
- A set screw ensures pilot stays in the counterbore
- Standard counterbores have no corner radius

Note: Corner radius available upon special order.

Part Number	Diameter	Pilot Hole Diameter	Shank Diameter
ATI488C-0	3/16	3/32	1/4
ATI488C-1	1/4	3/32	1/4
ATI488C-2	9/32	3/32	1/4
ATI488C-3	5/16	3/32	1/4
ATI488C-4	11/32	3/32	1/4
ATI488C-5	3/8	3/32	1/4
ATI488C-6	13/32	1/8	1/4
ATI488C-7	7/16	1/8	1/4
ATI488C-8	15/32	1/8	1/4
ATI488C-9	1/2	1/8	1/4
ATI488C-10	17/32	1/8	1/4
ATI488C-11	9/16	1/8	1/4

Part Number	Diameter	Pilot Hole Diameter	Shank Diameter
ATI488C-12	19/32	1/8	1/4
ATI488C-13	5/8	1/8	1/4
ATI488C-14	21/32	3/16	1/4
ATI488C-15	11/16	3/16	1/4
ATI488C-16	23/32	3/16	1/4
ATI488C-17	3/4	3/16	1/4
ATI488C-18	25/32	3/16	1/4
ATI488C-19	13/16	3/16	1/4
ATI488C-20	27/32	3/16	1/4
ATI488C-21	7/8	3/16	1/4
ATI488C-22	29/32	3/16	1/4
ATI488C-23	15/16	3/16	1/4
ATI488C-24	31/32	3/16	1/4



Part Number	Diameter	Pilot Hole Diameter	Shank Diameter
ATI488C-25	1	3/16	1/4
ATI488C-26	1 1/16	3/16	3/8
ATI488C-27	1 1/8	3/16	3/8
ATI488C-28	1 3/16	3/16	3/8
ATI488C-29	1 1/4	3/16	3/8
ATI488C-30	1 5/16	3/16	3/8
ATI488C-31	1 3/8	3/16	3/8
ATI488C-32	1 1/2	3/16	3/8

**COUNTERBORE PILOTS**

- Use these pilots with ATI488C counterbores
- Match the shank diameter of the pilot to the pilot hole diameter of the counterbore

Part Number	Pilot Diameter	Shank Diameter
ATI489A-1	3/32	3/32
ATI489A-2	1/8	3/32
ATI489A-3	5/32	3/32
ATI489A-4	#21	3/32
ATI489A-5	3/16	3/32
ATI489A-6	#10	3/32
ATI489A-7	7/32	3/32
ATI489A-8	1/4	3/32
ATI489A-9	F	3/32
ATI489A-10	9/32	3/32
ATI489A-11	5/16	3/32

Part Number	Pilot Diameter	Shank Diameter
ATI489B-2	1/8	1/8
ATI489B-3	5/32	1/8
ATI489B-4	#21	1/8
ATI489B-5	3/16	1/8
ATI489B-6	#10	1/8
ATI489B-7	7/32	1/8
ATI489B-8	1/4	1/8
ATI489B-9	F	1/8
ATI489B-10	9/32	1/8
ATI489B-11	5/16	1/8
ATI489B-12	11/32	1/8
ATI489B-13	3/8	1/8
ATI489B-14	13/32	1/8
ATI489B-15	7/16	1/8
ATI489B-16	15/32	1/8
ATI489B-17	1/2	1/8

Part Number	Pilot Diameter	Shank Diameter
ATI489C-5	3/16	3/16
ATI489C-6	#10	3/16
ATI489C-7	7/32	3/16
ATI489C-8	1/4	3/16
ATI489C-9	F	3/16
ATI489C-10	9/32	3/16
ATI489C-11	5/16	3/16
ATI489C-12	11/32	3/16
ATI489C-13	3/8	3/16
ATI489C-14	13/32	3/16
ATI489C-15	7/16	3/16
ATI489C-16	15/32	3/16
ATI489C-17	1/2	3/16
ATI489C-18	17/32	3/16
ATI489C-19	9/16	3/16
ATI489C-20	19/32	3/16
ATI489C-21	5/8	3/16
ATI489C-22	21/32	3/16
ATI489C-23	11/16	3/16
ATI489C-24	23/32	3/16
ATI489C-25	3/4	3/16



**COUNTERBORE EXTENSION**

Counterbore extensions are precision ground to insure concentricity. Used for counterboring in recesses or tight access areas where a longer shank is required.

Part Number	Shank Diameter	"L"
ATI470A-1	1/4"	4"
ATI470A-2	1/4"	6"



**SAFETY PRECAUTION:** Read and follow all safety and operating instructions.  
**WARNING:** Face & eye protection must be worn while operating power tools, per ANSI B186.1

## CUTTING TOOLS AND MICROSTOPS

### MICRO MILLER RIVET SHAVER



#### ATI429SXC

- 3/4" Cutter Capacity
- .0005" Depth Adjustment
- Sioux 1.0 HP 20,000 RPM Power Unit
- Comfort Grip
- Includes ATI429A-4 Skirt



ATI429SXC

### MICRO MILLER CUTTERS AND SKIRTS

#### ATI429 SERIES

A carbide insert cutter to ensure a hard cutting edge and precision ground to produce a chatter-free cut.

Part Number (Cutter)	Part Number (Skirt)	Diameter
ATI429B-0	ATI429A-1	1/4"
ATI429B-1	ATI429A-1	5/16"
ATI429B2	ATI429A-2	3/8"
ATI429B-3	ATI429A-3	7/16"
ATI429B-4	ATI429A-4	1/2"
ATI429B-5	ATI429A-5	9/16"
ATI429B-6	ATI429A-6	5/8"
ATI429B-7	ATI429A-7	3/4"



ATI429B-6



ATI429A-7

### RIVET SHAVER KIT

#### ATI590L

- Includes ATI429SXC Rivet Shaver
- Carbide cutters and skirts for 5/16", 3/8", 7/16", 1/2", 9/16", 5/8" AND 3/4" rivet heads
- Kit box with cutouts provides protection and quick identification of missing components



## HI-LOK® TOOLS AND ACCESSORIES

Hi-Lok® Fasteners are the most commonly used lightweight, tamperproof fasteners in the aviation industry. A registered trademark of Hi-Shear Corp, Hi-Lok® fasteners' unique advantages are two-fold. First, Hi-Lok® fasteners yield very consistent clamp force when properly installed, a critical requirement when securing aviation panels. Second, the Hi-Lok® fastener's "frangible" collar shears off upon reaching the required torque, yielding a tamperproof mechanical connection. Hi-Lok® fasteners are most often used in aviation wing assemblies.

ATI offers an extensive line of installation and removal tools to support this product category. Constant refinement of our original designs has resulted in a line of hand tools offering maximum efficiency and trouble-free use. This has been accomplished by ATI's designers and field representatives working closely with aircraft manufacturers to solve production problems.

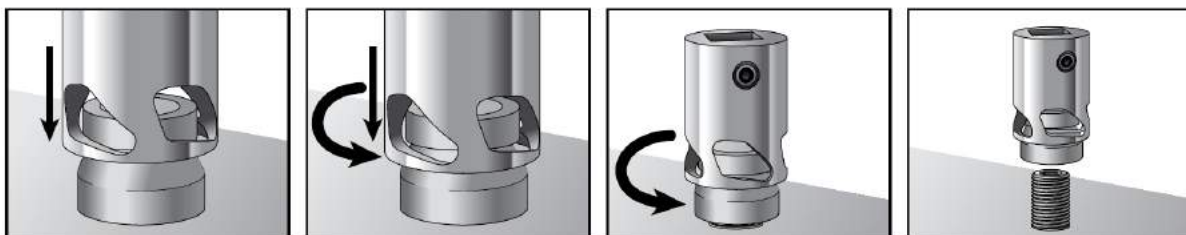
### HI-LOK® INSTALLATION



Installing the Hi-Lok® fastener with the "Roller Clutch" wrench.

Hi-Lok® fasteners completely installed.

### HI-LOK® REMOVAL



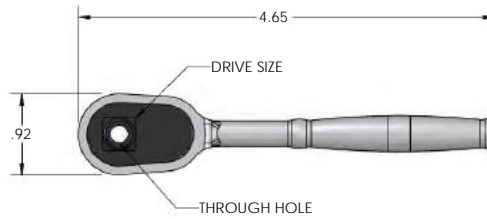
# HI-LOK® TOOLS AND ACCESSORIES

## HI-LOK® INSTALLATION TOOLS



### HI-LOK® REVERSIBLE RATCHET WRENCH, 1/4" AND 3/8" DRIVE

Part Number	Description
ATI3594	1/4" Ratchet, 72 tooth, dual pawl, reversing
ATI3595	3/8" Ratchet, 72 tooth, dual pawl, reversing



### HI-LOK® 6-POINT SOCKETS

Chrome-plated with set screw to secure socket to ratchet.

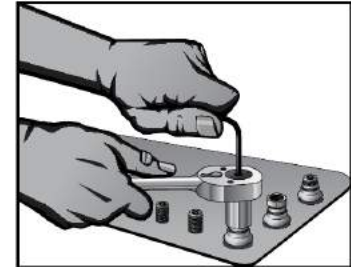
Part Number	Drive	Hex Size
ATI3596-.19	1/4"	3/16"
ATI3596-.22	1/4"	7/32"
ATI3596-.25	1/4"	1/4"
ATI3596-.28	1/4"	9/32"
ATI3596-.31	1/4"	5/16"
ATI3596-.34	1/4"	11/32"
ATI3596-.38	1/4"	3/8"
ATI3597-.38	3/8"	3/8"
ATI3597-.44	3/8"	7/16"
ATI3597-.50	3/8"	1/2"



ATI3596-.31



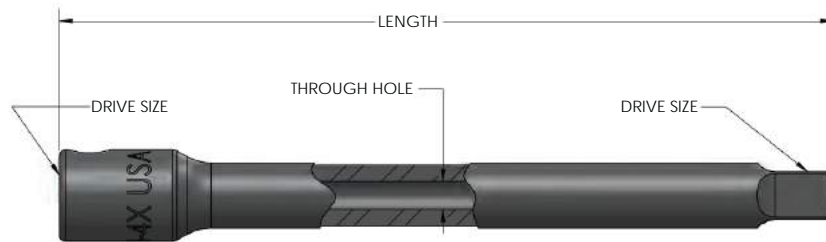
ATI3597-.38



### HI-LOK® RATCHET EXTENSIONS

For use with ATI3594 and ATI3595 ratchets and all sockets listed in above table.

Part Number	Drive	Length
ATI3594-2X	1/4"	2"
ATI3594-4X	1/4"	4"
ATI3597-3X	3/8"	3"



### HI-LOK® INSTALLATION KITS

#### ATI3594K Frangible Collar Installation Kit

Kit for installing frangible collar fasteners, including Hi-Lok® and Hi-Lite®.



ATI3594K

Kit includes:

1	ATI3594	1	ATI3596-.31
1	ATI3596-.19	1	ATI3596-.34
1	ATI3596-.22	1	ATI3596-.38
1	ATI3596-.25	1	ATI3594-2X
1	ATI3596-.28	1	ATI3594-4X
1	Hex Wrench	2	T-Hex Wrenches

#### ATI3600K Comprehensive Frangible Collar Installation Kit

Comprehensive kit for installing frangible collar fasteners, including Hi-Lok® and Hi-Lite®.



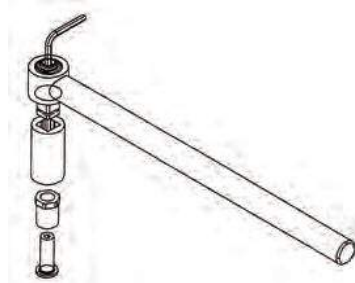
ATI3600K

Kit includes:

1	ATI3594	1	ATI3595
1	ATI3596-.19	1	ATI3596-.34
1	ATI3596-.22	1	ATI3596-.38
1	ATI3596-.25	1	ATI3597-.38
1	ATI3596-.28	1	ATI3597-.44
1	ATI3596-.31	1	ATI3597-.50
1	ATI3594-2X	1	ATI3597-3X
1	Hex Wrench	4	T-Hex Wrenches



- Smooth instantaneous engagement
- Good for limited access areas with limited handle rotation



Part Number	Function	Drive	Length	Finish	(ATI3539A5)	(ATI3539A8)
ATI3539IT14	Installation	1/4" Hex Socket	3"	Black Oxide	X	X
ATISK3539	Installation	1/4" Square	3"	Black Oxide	X	X
ATISK3539L	Installation	1/4" Square	6"	Black Oxide		
ATI3539I1132	Installation	11/32" Hex Socket	3"	Black Oxide	X	X
ATI3539IT38	Installation	3/8" Hex Socket	3"	Black Oxide		X
ATI3539IT516	Installation	5/16" Hex Socket	3"	Black Oxide	X	X
ATI3539IT716	Installation	7/16" Hex Socket	3"	Black Oxide		X
ATI3539IT732	Installation	7/32" Hex Socket	3"	Black Oxide	X	X
ATISK3539B	Installation	1/4" Square	3"	Zinc		
ATISK3539BL	Installation	1/4" Square	6"	Zinc		
ATISK3539LR	Removal	1/4" Square	6"	Black Oxide		
ATISK3539R	Removal	1/4" Square	3"	Black Oxide		X

**HI-LOK® ROLLER CLUTCH WRENCH KITS**

**ATI3539A5 Roller Clutch Wrench Kit, 5-PC**



Kit includes:

1	ATI2979	1	ATI3539IT14
1	ATISK3539	1	ATI3539I1132
1	ATI3539IT732	1	ATI3539IT516

**ATI3539A8 Roller Clutch Wrench Kit, 8-PC**



Kit includes:

1	ATI2979	1	ATI3539I1132
1	ATISK3539	1	ATI3539IT516
1	ATISK3539R	1	ATI3539IT38
1	ATI3539IT732	1	ATI3539IT716
1	ATI3539IT14		

**ATI3539LPR Roller Clutch Wrench Kit**

This Roller Clutch Wrench Kit consists of two clutch-driven handles, seven insertion tools and three hex wrenches. The sockets and square drive can be inserted in either side of the two-way handle, providing both insertion and removal capabilities. The operator simply removes the socket from one end, and inserts it into the other, to reverse the installation process. These shallow sockets extend 1/4" beyond the thickness of the handle. Assembled, the working end of the tool measures a mere 3/4", allowing maximum close-quarter flexibility.



**SAFETY PRECAUTION:** Read and follow all safety and operating instructions.  
**WARNING:** Face & eye protection must be worn while operating power tools, per ANSI B186.1

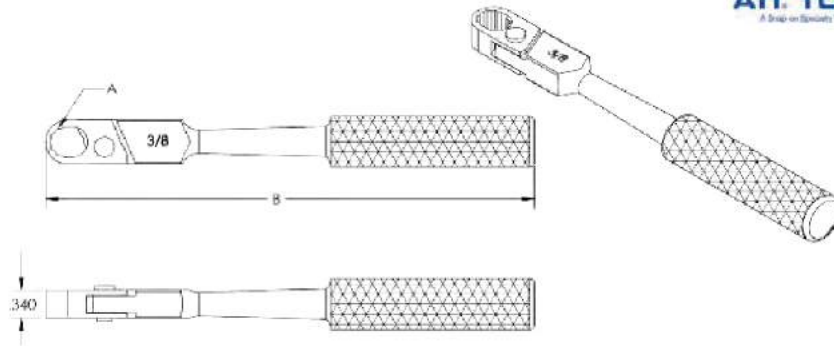
# HI-LOK® TOOLS AND ACCESSORIES

## 12-POINT CLOSE CLEARANCE RATCHET WRENCH



### ATI2650 SERIES

Part Number	'A'	'B'
ATI2650-8	1/4"	4-1/4"
ATI2650-10	5/16"	5-3/8"
ATI2650-12	3/8"	6-1/8"
ATI2650-14	7/16"	6-3/8"



### HI-LOK® REMOVAL TOOLS

#### HI-LOK® REMOVAL PLIERS ATI2979U

Serrated-jaw pattern for removal of all aluminum frangible collars. Comfort grip handles. Easy access into tight areas.



ATI2979U



#### FRANGIBLE COLLAR REMOVAL SOCKETS

##### ATI3585 SERIES

- New Patent-Pending design immediately engages collars with minimal downward force
- Design allows for easy removal of collars from socket after removal
- Sockets feature 1/4" drive and a set screw holds the socket in place on ratchet
- Removes most collars such as Hi-Lok®, Hi-Lite®, Eddie Bolt® and HUCK threaded collar systems, including stainless steel and aluminum
- Versatility: One ATI3585 removal socket can accommodate multiple fastener sizes
- Compact size enables removal in the tightest access areas

Part Number	Pin Size	Description
ATI3585-5B	5/32"	Removes most 5/32" Hi-Lok® and Hi-Lite® collars, aluminum and stainless steel
ATI3585-6A	3/16"	Removes most 3/16" Hi-Lok® and Hi-Lite® collars, stainless steel material
ATI3585-6B	3/16"	Removes most 3/16" Hi-Lok® and Hi-Lite® collars, aluminum material
ATI3585-8A	1/4"	Removes most 1/4" Hi-Lite® collars, aluminum and stainless steel material
ATI3585-8B	1/4"	Removes most 1/4" Hi-Lok® collars, stainless steel material
ATI3585-8C	1/4"	Removes most 1/4" Hi-Lok® collars, aluminum material
ATI3585-10A	5/16"	Removes most 5/16" Hi-Lite® collars, aluminum and stainless steel material
ATI3585-10B	5/16"	Removes most 5/16" Hi-Lok® collars, stainless steel material
ATI3585-10C	5/16"	Removes most 5/16" Hi-Lok® collars, aluminum material
ATI3585-12A	3/8"	Removes most 3/8" Hi-Lite® collars, aluminum and stainless steel material
ATI3585-12B	3/8"	Removes most 3/8" Hi-Lok® collars, stainless steel material
ATI3585-12C	3/8"	Removes most 3/8" Hi-Lok® collars, aluminum material



#### FRANGIBLE COLLAR REMOVAL SOCKET SET WITH RAIL ATI3585-6PC



ATI3585-6PC

6-PC set includes:

ATI3585-5B	ATI3585-8A
ATI3585-6A	ATI3585-8B
ATI3585-6B	ATI3585-8C



#### FRANGIBLE COLLAR REMOVAL SOCKET KIT ATI3588K

Comprehensive kit designed for removing various frangible collars including Hi-Lok® and Hi-Lite® fasteners.

Sizes 5/32", 3/16", and 1/4"

Kit includes:

1	ATI3594	1	ATI3585-8C
1	ATI3585-5B	1	ATI2979U
1	ATI3585-6A	1	ATI3594-2X
1	ATI3585-6B	1	ATI3594-4X
1	ATI3585-8A	1	Hex Wrench
1	ATI3585-8B	2	T-Hex Wrench



ATI3588K





## SHOP TOOLS

This product section illustrates various tools which were designed to meet specific applications in the fabrication of modern aircraft.



**MINA-VACS • SCREW REMOVAL TOOLS • CYLINDRICAL BODY SKIN CLAMP RUNNER • TEMPORARY FASTENERS AND CLAMPS**

**SHOP TOOLS**  
**PLIERS AND CLAMPS**



**CANNON PLUG CONNECTOR PLIERS**

**ATI508K**

- Slip-joint handles
- Serrated, replaceable plastic jaws (ATI508K-4)
- Adjustable grip range from 3/4" to 2-1/2" diameter
- Used to tighten or loosen threaded collars on electrical connectors



**ATI508K**

**ATI508KG**

ATI508K with high visibility cushioned grips



**ATI508KG**

**ATI508K-4**

Replaceable pads for ATI508K and ATI508KG



**ATI508K-4**

**ROBO GRIP® CANNON PLUG CONNECTOR PLIERS**

Robo Grip pliers are the only pliers that automatically self-adjust, for true one-handed operation. The jaws adjust as quickly as your hand can squeeze, making every job faster and easier. Narrow jaws allow easy access to the tightest places with the least clearance.

Part Number	Description
RCP8	Cannon plug connector pliers, straight head, 1-5/8" capacity, 8" length, self-adjusting
RCP9	Cannon plug connector pliers, straight head, 3" capacity, 9" length, self-adjusting
ACP8	Cannon plug connector pliers, 30° offset angled head, 1-5/8" capacity, 8" length, self-adjusting



**ACP8**



**RCP8**

**CAMLOC PLIERS**

**ATI044P3**

For use with Camloc Fasteners, Stud Series 2000, 2700, and 4002.



**ATI044P3**

**SHEET HOLDER PLIERS**

- Forged steel
- Available with ergonomically designed cushioned grips

Part Number	Description
ATI508S	For use with ATI542, ATI543, ATI544, and plier-operated sheet holders and side grip clamps
ATI508SG	ATI508S with high visibility cushioned grips



**ATI508S**



**ATI508SG**





AT1542

**SPRING TENSION CLAMPS**

- U-Clamp, plier operated; 70-pound clamping force
- Designed to use with AT1508S or AT1508SG

Part Number	Material	Material Capacity	Reach
AT1542	Zamak	0-7/16"	2"
AT1542S	Steel	0-7/16"	2"
AT1543	Zamak	1/4"-15/32"	3"
AT1544	Zamak	1/2"-3/4"	3-1/2"



AT1550SG

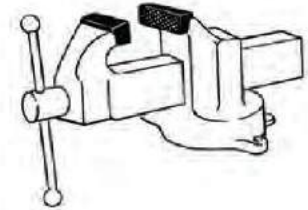
**SIDE-GRIP CLAMPS  
AT1550 SERIES**

- Plier-operated, spring loaded
- Minimal surface marring
- Spring design prevents over tightening
- 60 pounds clamping force

Part Number	Material Capacity	Reach	OAL
AT1550SG	0-3/4"	1"	2-7/16"
AT1551SG	0-3/4"	1/2"	2-7/16"
AT1552SG	0-1/2"	1"	2-3/16"
AT1553SG	0-1/2"	1/2"	2-3/16"

**VICE SLEEVES**

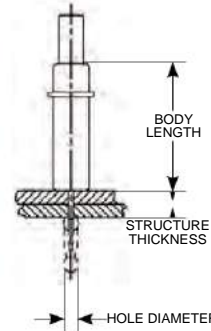
Part Number	Description
AT1529	Vice sleeves, molded rubber, 4" jaw sold in pairs
AT1530	Vice sleeves, molded rubber, 4-1/2" jaw sold in pairs



**TEMPORARY FASTENERS**

**PLIER OPERATED TEMPORARY FASTENERS**

Part Number	Grip Range	Body Length	Size	For Drill	Color
AT1551M	0-1/4"	1-29/64"	3/32"	#40	ZINC
AT1552M	0-1/4"	1-29/64"	1/8"	#30	COPPER
AT1553M	0-1/4"	1-29/64"	5/32"	#21	BLACK
AT1554M	0-1/4"	1-29/64"	3/16"	#10	BRASS
AT1556M	0-1/4"	1-31/64"	1/4"	1/4"	COPPER
AT1551MHD	0-1/2"	1-7/64"	3/32"	#40	ZINC
AT1552MHD	0-1/2"	1-7/64"	1/8"	#30	COPPER
AT1553MHD	0-1/2"	1-7/64"	5/32"	#21	BLACK
AT1554MHD	0-1/2"	1-7/64"	3/16"	#10	BRASS
AT1556MHD	0-1/2"	1-47/64"	1/4"	1/4"	COPPER



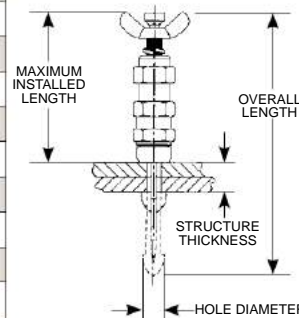
AT1552M



AT1552MHD

**MANUAL OPERATED TEMPORARY FASTENERS, WING NUT**

Part Number	Grip Range	Body Length (OAL)	Size	For Drill	Color
AT1551WNX	0-1/2"	2-7/8"	3/32"	#40	ZINC
AT1552WNX	0-1/2"	2-7/8"	1/8"	#30	COPPER
AT1553WNX	0-1/2"	2-7/8"	5/32"	#21	BLACK
AT1554WNX	0-1/2"	2-7/8"	3/16"	#10	BRASS
AT1556WNX	0-1/2"	2-7/8"	1/4"	1/4"	COPPER
AT1551WNXL	0-1"	3-7/8"	3/32"	#40	ZINC
AT1552WNXL	0-1"	3-7/8"	1/8"	#30	COPPER
AT1553WNXL	0-1"	3-7/8"	5/32"	#21	BLACK
AT1554WNXL	0-1"	3-7/8"	3/16"	#10	BRASS
AT1556WNXL	0-1"	3-7/8"	1/4"	1/4"	COPPER



AT1552WNX



AT1552WNXL



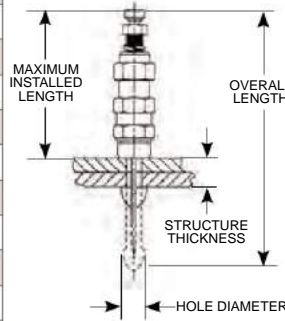
**SAFETY PRECAUTION:** Read and follow all safety and operating instructions.  
**WARNING:** Face & eye protection must be worn while operating power tools, per ANSI B186.1

**SHOP TOOLS**  
**TEMPORARY FASTENERS**



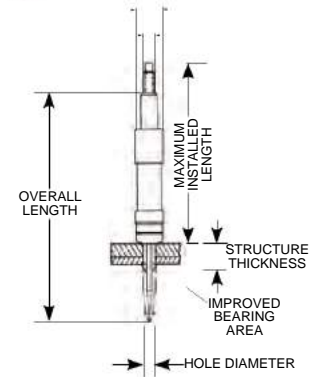
**POWER OPERATED TEMPORARY FASTENERS, HEX NUT**

Part Number	Grip Range	Body Length (OAL)	Size	For Drill	Color
ATI551HNX	0-1/2"	2-7/8"	3/32"	#40	ZINC
ATI552HNX	0-1/2"	2-7/8"	1/8"	#30	COPPER
ATI553HNX	0-1/2"	2-7/8"	5/32"	#21	BLACK
ATI554HNX	0-1/2"	2-7/8"	3/16"	#10	BRASS
ATI556HNX	0-1/2"	2-7/8"	1/4"	1/4"	COPPER
ATI551HNXL	0-1"	3-7/8"	3/32"	#40	ZINC
ATI552HNXL	0-1"	3-7/8"	1/8"	#30	COPPER
ATI553HNXL	0-1"	3-7/8"	5/32"	#21	BLACK
ATI554HNXL	0-1"	3-7/8"	3/16"	#10	BRASS
ATI556HNXL	0-1"	3-7/8"	1/4"	1/4"	COPPER



**POWER OPERATED TEMPORARY FASTENERS, CYLINDRICAL BODY**

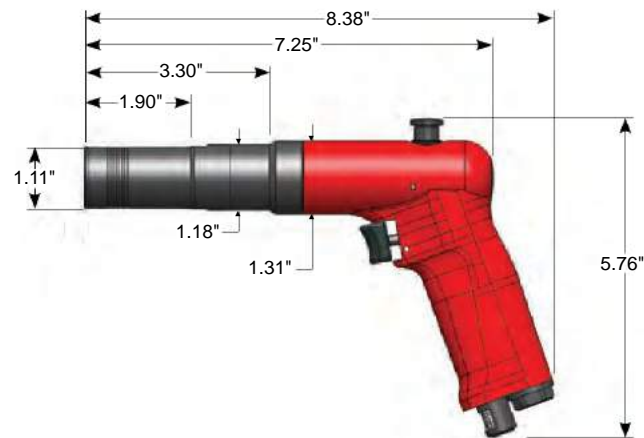
Part Number	Part Number W/ Plastic Cap	Body Length (OAL)	Grip Range	Size	For Drill	Color
CBXBF332PC	CBXBF332PC	4-1/32"	0-1/2"	3/32"	#40	ZINC
CBX-BF-1/8	CBXBF18PC	4-1/16"	0-1/2"	1/8"	#30	COPPER
CBX-BF-5/32	CBXBF532PC	4-3/32"	0-1/2"	5/32"	#21	BLACK
CBXBF316	CBXBF316PC	4-1/8"	0-1/2"	3/16"	#10	BRASS
CBX-BF-1/4	CBXBF14PC	4-5/32"	0-1/2"	1/4"	1/4"	COPPER
CBXL-BF-3/32	CBXLB332PC	5-1/32"	0-1"	3/32"	#40	ZINC
CBXL-BF-1/8	CBXLB18PC	5-1/16"	0-1"	1/8"	#30	COPPER
CBXLB532	CBXLB532PC	5-3/32"	0-1"	5/32"	#21	BLACK
CBXL-BF-3/16	CBXLB316PC	5-1/8"	0-1"	3/16"	#10	BRASS
CBXL-BF-1/4	CBXLB14PC	5-5/32"	0-1"	1/4"	1/4"	COPPER



**SKIN CLAMP RUNNER, FOR CYLINDRICAL BODY FASTENERS**

**ATI800FG**

- Heavy duty, lightweight, and compact
- Standard model maximum torque at 25 in lbs.
- Push button rapid reverse with lock position
- Greater torque in reverse eases removal of installed fastener
- Dual roller clutch carriers for longevity
- CE Certified



**ATI800FGC TORQUE CONTROL CLUTCH**

- Heavy duty, lightweight, and compact
- Adjustable clutch for specific torque applications
- Push button rapid reverse with lock position
- Greater torque in reverse eases removal of installed fastener
- Dual roller clutch carriers for longevity
- CE Certified



**TORQ-SET™ INSERT BIT**



Part Number	Size	OAL
ATIT0A1	0"	1"
ATIT1A1	1"	1"
ATIT2A1	2"	1"
ATIT3A1	3"	1"
ATIT4A1	4"	1"
ATIT5A1	5"	1"
ATIT6A1	6"	1"
ATIT8A1	8"	1"
ATIT10A1	10"	1"
ATIT16A1	1/4"	1"

**TORQ-SET™ SCREWDRIVERS**

This accessory combines both bit and driver for installation of Torq-Set® insert bits. Shock-proof and non-flammable, the handles are deep fluted for grip and turning power. Carried in standard point sizes 4, 6, 8, 10 and 1/4".



Part Number	Point Size	Driver	Driver Length	OAL
ATI268P4	4	1/4" Hex	3-1/8"	7-1/16"
ATI268P6	6	1/4" Hex	4"	7-15/16"
ATI268P8	8	1/4" Hex	4"	7-15/16"
ATI268P10	10	1/4" Hex	4"	7-15/16"
ATI268P-1/4	1/4"	5/16" Hex	6"	10-1/2"

**HI-TORQUE® DRIVER**

Square Drive Insert Bits

Part Number	Hex Insert	Blade Thickness	Blade Width	Body Diameter	Length
ATIHTS1	1/4"	.049	.274	1/2"	1"
ATIHTS-2	1/4"	.059	.295	1/2"	1"
ATIHTS-3	1/4"	.059	.377	1/2"	1"
ATIHTS-4	1/4"	.073	.502	1/2"	1"
ATIHTS-5	3/8"	.079	.629	3/4"	1-1/4"
ATIHTS6	3/8"	.095	.745	3/4"	1-1/4"



ATIHTS-3

**8-SPLINE OCTAGONAL SOCKETS**

These sockets are used extensively on P3 Patrol and A-10 Wart Hog maintenance. The Kaynar fastener is also used on Airbus wing sections. High-quality tool steel with nickel-chrome plating.

Part Number	Reference	Description	Fastener Size
ATISK3686-2T	W-603-2	Socket, 8-Spline, Octagonal	#8
ATISK3686-3T	W-603-3	Socket, 8-Spline, Octagonal	#10
ATISK3686-4T	W-603-4	Socket, 8-Spline, Octagonal	1/4"
ATISK3686-5F	W-603-5	Socket, 8-Spline, Octagonal	5/16"
ATISK3686-6F	W-603-6	Socket, 8-Spline, Octagonal	3/8"
ATISK3686-7S	W-603-7	Socket, 8-Spline, Octagonal	7/16"
ATISK3686-8S	W-603-8	Socket, 8-Spline, Octagonal	1/2"
ATISK3686-9S	W-603-9	Socket, 8-Spline, Octagonal	9/16"
ATISK368610S	W-603-10	Socket, 8-Spline, Octagonal	5/8"




**SCREW REMOVAL TOOLS**

**ATI540 SERIES**

These tools are useful in removing screws that are corroded and cannot be loosened by conventional methods without skin damage. Designed with a parker taper .401 shank to fit most standard rivet guns and held in place by a retainer spring. Available with 3/8" male drive or 1/4" machined hex bit receptacle.

Part Number	Type	SHANK	OAL
ATI540	3/8" square drive	.401	9"
ATI540S	3/8" square drive	.401	4-1/2"
ATI540BS-5	1/4" hex receptacle	.401	5-1/2"
ATI540BL-7	1/4" hex receptacle	.401	7-1/2"
*ATI540SE-5	1/4" hex bit adaptor, 3/8" square drive		



ATI540



ATI540SE-5

\*Use with ATI540 or ATI540S



**SAFETY PRECAUTION:** Read and follow all safety and operating instructions.  
**WARNING:** Face & eye protection must be worn while operating power tools, per ANSI B186.1

## SHOP TOOLS

### SCREW REMOVAL TOOLS



#### EL BRUTUS...THE ORIGINAL

This unique assembly removes the most stubborn screws such as Phillips, Tri-Wing, Hi-Torque and more. Heat-treated and plated for long durability. A favorite of both military and airframe technicians.

Part Number	Screw Capacity	Weight	OAL
ATI540-5	#8 to 1/4"	3.2 lbs.	17"
ATI540-7	1/4" to 3/8"	5.4 lbs.	18-3/4"



ATI540-5

### MINA-VACS PNEUMATIC

#### ATI560C PLASTIC MODEL

#### ATI560M ALUMINUM MODEL

- Vacuum force more than twice the amount of other brands
- Removes objects such as clecos up to 3/4" diameter from confine spaces
- Built-in chip deflector to minimize bag damage
- Equipped with an "on" and "off" trigger button that can be locked in the "on" position
- Includes ATI560A-3 bag but no extension hose

Vacuum Assembly	Housing Material	Extension Hose Part Number	Hose Material	Hose Length	Bag Part Number
ATI560C	PLASTIC	N/A	N/A	N/A	ATI560A-3
ATI560CWCF12	PLASTIC	ATI560CF12	FLEXIBLE PLASTIC	12	ATI560A-3
ATI560CWCF18	PLASTIC	ATI560CF18	FLEXIBLE PLASTIC	18	ATI560A-3
ATI560CWCF24	PLASTIC	ATI560CF24	FLEXIBLE PLASTIC	24	ATI560A-3
ATI560M	ALUMINUM	N/A	N/A	N/A	ATI560A-3
ATI560MF12	ALUMINUM	ATI560MFE12	FLEXIBLE PLASTIC	12	ATI560A-3
ATI560MF18	ALUMINUM	ATI560MFE18	FLEXIBLE PLASTIC	18	ATI560A-3
ATI560MF24	ALUMINUM	ATI560MFE24	FLEXIBLE PLASTIC	24	ATI560A-3
ATI560MF-36	ALUMINUM	ATI560MFE36	FLEXIBLE PLASTIC	36	ATI560A-3
ATI560MHDF18	ALUMINUM	ATI560MFE18	FLEXIBLE PLASTIC	18	ATI560HD3
ATI560MR-12	ALUMINUM	ATI560MRE12	RIGID PLASTIC	12	ATI560A-3
ATI560MR18	ALUMINUM	ATI560MRE18	RIGID PLASTIC	18	ATI560A-3
ATI560MR36	ALUMINUM	ATI560MRE36	RIGID PLASTIC	36	ATI560A-3



ATI560CF18

ATI560MFE18

ATI560MRE12

ATI560C

ATI560M

### MINA-VAC

#### ATI560MH MINA-VAC WITH HEPA BAG AND 12" PLASTIC HOSE

The ATI560MH uses the ATI560M aluminum housing for better strength and durability. Comes with a 3M filter bag and adaptor. HEPA bag reduces exposure to cadmium and hexavalent chromium dust. Airtight cap on filter bag insures FOD containment.

#### HEPA FILTER BAG

**Part Number 70071472602**

For use with ATI560MH only



### MINA-VAC ACCESSORIES

Part Number	Description
ATI560A-3	Vacuum Bag, Replacement for use with ATI560C or ATI560M
ATI560HD-3	Vacuum Bag, Heavy Duty. Vinyl Reinforcement
ATI560A-4	Clip for Vacuum Bag
ATI560R10	Extension Tube, Rigid PVC, 12" OAL



ATI560A-3

ATI560R10



**RTW Series**

These ratcheting torque wrenches are designed for use on fuel-, hydraulic-, and oxygen-line fittings, where specific torque requirements are mandated. The assembly consists of pre-set "clicker" torque wrenches designed and manufactured by CDI Torque Products, and ratcheting jaws, plates, and adapter manufactured by ATI.

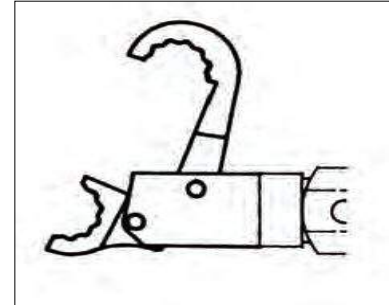
Order by BASIC PART NUMBER-HEX SIZE IN 1/64" INCREMENT- TORQUE REQUIREMENT (IN-LBS)

	Part Number	Description
Ex.	RTW40-190	5/8" Ratcheting Jaws, 190 in. lbs.
Ex.	RTW80-100	1-1/4" Ratcheting Jaws, 100 in. lbs.



**FEATURES:**

- Torques in both right and left hand directions; automatic reset when force on handle is released
- Torque limiting positive sensory "click" when preset torque is reached
- Smooth knurled steel hand-hold for comfortable, safe grip
- Handle length proportioned to torque range of wrench for minimum user fatigue
- Tamper-proof torque setting for production line use
- Wrench assembly snaps open to accommodate existing installations
- Flank-drive, hardened-steel jaws
- All handle parts are made of alloy steel for maximum life and calibration retention
- Duratorque high duty alloy steel spring for accuracy and long life



**INTERCHANGEABLE RATCHET HEADS**



**RTWH Series**

Order by BASIC PART NUMBER-HEX SIZE IN 1/64" INCREMENT- SHANK SIZE (J OR Y)

Part Number	Description
RTWH28J	7/16" Ratchet Head Assembly, J Shank
RTWH32J	1/2" Ratchet Head Assembly, J Shank
RTWH36J	9/16" Ratchet Head Assembly, J Shank
RTWH36Y	9/16" Ratchet Head Assembly, Y Shank
RTWH40J	5/8" Ratchet Head Assembly, J Shank
RTWH40Y	5/8" Ratchet Head Assembly, Y Shank
RTWH44J	11/16" Ratchet Head Assembly, J Shank
RTWH48J	3/4" Ratchet Head Assembly, J Shank
RTWH48Y	3/4" Ratchet Head Assembly, Y Shank
RTWH52J	13/16" Ratchet Head Assembly, J Shank
RTWH56J	7/8" Ratchet Head Assembly, J Shank
RTWH56Y	7/8" Ratchet Head Assembly, Y Shank
RTWH60J	15/16" Ratchet Head Assembly, J Shank
RTWH60Y	15/16" Ratchet Head Assembly, Y Shank

Part Number	Description
RTWH64J	1" Ratchet Head Assembly, J Shank
RTWH64Y	1" Ratchet Head Assembly, Y Shank
RTWH72Y	1-1/8" Ratchet Head Assembly, Y Shank
RTWH80J	1-1/4" Ratchet Head Assembly, J Shank
RTWH80Y	1-1/4" Ratchet Head Assembly, Y Shank
RTWH88Y	1-3/8" Ratchet Head Assembly, Y Shank
RTWH96J	1-1/2" Ratchet Head Assembly, J Shank
RTWH96Y	1-1/2" Ratchet Head Assembly, Y Shank
RTWH104Y	1-5/8" Ratchet Head Assembly, Y Shank
RTWH120Y	1-7/8" Ratchet Head Assembly, Y Shank
RTWH128J	2" Ratchet Head Assembly, J Shank
RTWH128Y	2" Ratchet Head Assembly, Y Shank
RTWH136Y	2-1/8" Ratchet Head Assembly, Y Shank

## SHOP TOOLS

### VALVE CORE REMOVAL TOOL



#### ATISK3614

- For rapid and safe tire deflation
- Machined aluminum tool threads into valve stem
- Releases and traps the valve core within the tool
- Exhausts the air through ports, away from the technician



ATISK3614

### DIGITAL PROTRACTOR

#### ATIPRO360

The ATIPRO360 Digital Protractor is a revolutionary tool that provides you with an immediate digital indication of level, plumb, and all the angles in between. The machined aluminum frame with integral base plate is a light, rigid, and ultra precise platform. State-of-the-art sensor and microprocessor circuit provides unsurpassed accuracy throughout the protractor's 360° range.

The ATIPRO360 features zero (alternate reference), a hold button to freeze displayed angle, simple calibration requiring no fixture and a one-year warranty.



### CABLE TENSIO METERS

#### Pacific Scientific



T60

The Pacific Scientific Type T60 is a simple, yet precise instrument designed for use in accurate rigging of airborne control cables. Used extensively worldwide, it has proven its durability under long and continual service. It is suitable for use over a wide range of tension measurements and different cable sizes, and can be used under extreme conditions of heat or cold without affecting the accuracy or readings.

Part Number	Cable Size	Range
T601001C81A	1/16", 3/32", 1/8"	10-200
	5/32", 3/16"	30-300
	7/32", 1/4"	80-200
T601001C91A	1/8", 5/32", 3/16", 7/32", 1/4"	150-400



T5

The Pacific Scientific T5 is a low-cost, highly accurate, precision instrument that gives cable tension readings covering a wide range. No preliminary adjustments required before use. Not affected by heat or cold, one instrument handles many cable sizes. Small size permits entry through small openings.

Part Number	Cable Size	Range
T5200210100	1/16", 3/32", 1/8"	10-100
	5/32", 3/16"	15-150
	7/32", 1/4"	25-150
T5200210400	1/16", 3/32", 1/8"	30-200
	5/32", 3/16"	30-300
	7/32", 1/4"	30-300
T5200411300	1/16", 3/32", 1/8"	10-100
T5800310600	3/16", 7/32", 1/4"	40-600
	5/16"	40-600
T5800210500	1/16", 3/32", 1/8"	30-200
	5/32", 3/16"	30-400
	7/32", 1/4"	30-400
T5800221100	1/16", 3/32", 1/8"	35-350
T5800511000	3/16"	300-1600
	7/32", 1/4"	300-1600
	5/16"	300-1600
T5800810600	1/8", 5/32"	40-600
	3/16"	40-600
	1/4"	40-600



ATISP1001

### TURNBUCKLE WRENCH, CABLE RIGGING TOOL

#### ATISP1001

This special cable rigging tool was designed to assist in adjusting turnbuckles on aircraft cable. The tool consists of two clamps joined by a 12" sprocket chain. When clamped to cable-end fittings on each side of the turnbuckle, the cable becomes stationary, allowing free turnbuckle adjustment.

Part Number	Size	Grip
ATISP1001	Light Duty	0 - 1/2"
ATISP1002	Heavy Duty	0 - 5/8"





## CABLE SWAGING EQUIPMENT

ATI's Swaging and Pull Test equipment is regarded as the leader in the commercial and military aviation circles. Whether the cable assemblies are swaged within a traditional "tube shop" or making repairs on the flight line, ATI has the equipment and die sets to meet your requirements. Our AT1520JK and AT1520CTK are the most popular portable units for swaging and pull testing terminals on cable sizes 1/16" through 3/16".



*ATI offers full service and repair on our swaging equipment and calibration certification on our pull tester units. Please contact ATI customer service for more information.*



The AT1520D operates from an air supply of 30 cfm at 90 to 100 psi and 110 vac. A step-down transformer is available for overseas operation.

### **STATIONARY CABLE SWAGER** **AT1520D**

The AT1520D Stationary Swaging machine is a ruggedly constructed unit, weighing approximately 400 pounds and measuring 12" deep by 24" wide by 58" high. The new heavy duty yoke permits rapid installation and removal of dies and incorporates a shock absorbing feature to prevent breakage. The same quick change swaging and cutting dies are used in both portable (AT1520J) and stationary equipment. It is capable of swaging ball-end terminals such as AN663 up to the -6 (3/16 cable size), and sleeve-type terminals through -8 (1/4 cable size).

This tool approaches the capacity of a 50-ton punch-press and is able to swage over 90% of aircraft-type terminals. An outstanding feature of the AT1520D Cable Swager is the automatic swaging time controls. The operator merely sets the timer for the size fitting to be swaged, and the machine automatically stops when the work is completed.

Another feature of the machine is the "terminal clamping action". The machine is equipped with a two-stage foot switch. By depressing the switch to the first stage, the dies come together pneumatically and firmly clamp the terminals. At this point, the operator may make any terminal location adjustment he wishes. The foot switch is then depressed to the second stage and the electrically timed swaging action begins. When swaging time has been completed, the machine turns off and the dies automatically return to the full open position.

Die racks are built into the sides of the machine to accommodate the complete set of swaging and cutting dies. An air filter and lubricator provide dust-free air, plus oil to the power unit. Bolt holes are provided for floor installation.

### **STATIONARY CABLE SWAGER KIT** **AT1520DK**

The AT1520DK Stationary Cable Swager Kit includes the AT1520D Swager, and the 27 pair of swaging and cut-and-trim dies shown with the AT1520JK Portable Cable Swager Kit.



**PORTABLE CABLE SWAGER  
ATI520J**




This light weight portable unit is designed to precision-swage cable terminals... even when used by operators with no previous experience. It can be used as a bench unit when mounted on the shock absorbing base, or taken directly to the scene of operation. The ATI520J Swager, complete with base plate, air hose, and foot control, or any sets of dies, can be ordered separately.

**SWAGE GAUGE  
ATI520SG**



"Go" type gauge designed to check all swaged terminals within the capacity of the ATI520D and ATI520J swagers. Included with ATI520JK.

**PORTABLE CABLE SWAGER KIT  
ATI520JK**



ATI520JK

The Kit is furnished with the ATI520J Swager, ATI520SG Swage Gauge, Felco C7 hand cable cutters, and ATISP1001 Turnbuckle Wrench, and all the dies shown below. The swager is designed to cold-flow the metal of the terminal into the interstices of the cable strands to which it is attached. Controlling factors are that the swaged terminal shall conform to specified dimensions, be free from fatigue fractures, and hold at least to the minimum rated breaking strength of the cable. Dies carried in stock are for standard MS sleeve-type and ball-end terminals. Cut-off and trim dies are manufactured in sizes to cut cable up to 1/4" in diameter without fraying or crushing wire strands, permitting rapid insertion of the terminal over the cable.

**ALL SWAGING DIES SOLD IN PAIRS; CUT AND TRIM DIES SOLD INDIVIDUALLY**

For use with ATI520D and ATI520J Swagers.

**FOR DOUBLE SHANK BALL END TERMINALS**

Part Number	Cable Diameter	Terminal Ref.
ATI520CDB-2	1/16"	MS20663-2
ATI520CDB-3	1/32"	MS20663-3
ATI520CDB-4	1/8"	MS20663-4
ATI520CDB-5	5/32"	MS20663-5
ATI520CDB-6	3/16"	MS20663-6



**FOR SINGLE SHANK BALL END TERMINALS**

Part Number	Cable Diameter	Terminal Ref.
ATI520CSB-2	1/16"	MS20664-2
ATI520CSB-3	1/32"	MS20664-3
ATI520CSB-4	1/8"	MS20664-4
ATI520CSB-5	5/32"	MS20664-5
ATI520CSB-6	3/16"	MS20664-6



**FOR PLAIN BALL END TERMINALS**

Part Number	Cable Diameter	Terminal Ref.
ATI520CB-2	1/16"	RA2487
ATI520CB-3	1/32"	RA2487
ATI520CB-4	1/8"	RA2487



**FOR SLEEVE TYPE TERMINALS**

Part Number	Cable Diameter	Terminal Dash No.
ATI520CS-2	1/16"	-2
ATI520CS-3	1/32"	-3
ATI520CS-4	1/8"	-4
ATI520CS-5	5/32"	-5
ATI520CS-6	3/16"	-6
ATI520CS-7	7/32"	-7
ATI520CS-8	1/4"	-8



**CABLE CUT-OFF AND TRIM DIES**

Part Number (Die)	Cable Diameter	Part Number (Punch)
ATI520CD-2	1/16"	ATI520CP-2
ATI520CD-3	1/32"	ATI520CP-3
ATI520CD-4	1/8"	ATI520CP-4
ATI520CD-5	5/32"	ATI520CP-5
ATI520CD-6	3/16"	ATI520CP-6
ATI520CD-7	7/32"	ATI520CP-7
ATI520CD-8	1/4"	ATI520CP-8



**SAFETY PRECAUTION:** Read and follow all safety and operating instructions.  
**WARNING:** Face & eye protection must be worn while operating power tools, per ANSI B186.1

## SWAGING EQUIPMENT

### SWAGED CABLE TERMINAL PULL TESTER



#### AT1520CT

The AT1520CT Pull Tester is a self-contained hydraulic unit in which the tensile load applied to the cable and terminal assembly is produced by developing pressure in a hydraulic cylinder. The pressure in the cylinder is related to the pounds tension applied to the terminal and cable assembly, and is indicated by a direct-reading pressure gage calibrated in pounds tension. The face of the gage is graduated and indicated by cable size, and the respective 60% rated tensile strength. This terminal tester has the capacity to pull-test sizes and types of terminals which can be swaged by the AT1520J or AT1520D Swagers.



#### AT1520CTK

The AT1520CTK Portable Cable Pull Tester Kit is used in conjunction with the AT1520D and AT1520J Cable Swagers. It has been designed as a portable unit to enable Field Service Groups, Aircraft Manufacturers and Repair Depots to test swaged terminals.

During testing, the cable is held between two soft copper blocks which have been designed to avoid damage to the cable. The operation of this unit is simple and no experience or training is required to effectively test swaged terminals. The basic unit weighs 24-3/4 pounds, is 5-3/4" wide, 10-1/4" high and 23-1/8" long. It is light and small enough to be carried by one man. This compact size adds to its versatility and allows proof-loading of swaged terminals after the cable has been installed.



COMPLETE KIT CONSISTS OF THE FOLLOWING:  
(NOTE: Jaws are furnished in pairs)

Part Number	Legacy	Item Description / cable diameter
AT1520CT	AT520CT	Pull Tester complete with handle and jaw holder
AT1520CTD2	AT520CTD-2	COPPER JAWS-1/16"
AT1520CTD3	AT520CTD-3	COPPER JAWS-3/32"
AT1520CTD4	AT520CTD-4	COPPER JAWS-1/8"
AT1520CTD-5	AT520CTD-5	COPPER JAWS-5/32"
AT1520CTD6	AT520CTD-6	COPPER JAWS-3/16"
AT1520CTD-7	AT520CTD-7	COPPER JAWS-7/32"
AT1520CTD-8	AT520CTD-8	COPPER JAWS-1/4"
AT1520CTF-5	AT520CTF-5	ADAPTER 5/32" (use with 1/4" Dia Pin)
AT1520CTF6	AT520CTF-6	ADAPTER 3/16" (use with 5/16" Dia Pin)
AT1520CTF7	AT520CTF-7	ADAPTER 7/32" (use with 5/16" Dia Pin)
AT1520CTF-8	AT520CTF-8	ADAPTER 1/4" (use with 3/8" Dia Pin)
AT1520CTP-1	AT520CTP-1	3/16" DIAMETER PIN W/KNURLED HEAD
AT1520CTP2	AT520CTP-2	1/4" DIAMETER PIN W/KNURLED HEAD
AT1520CTP3	AT520CTP-3	5/16" DIAMETER PIN W/KNURLED HEAD
AT1520CTP4	AT520CTP-4	3/8" DIAMETER PIN W/KNURLED HEAD
AT1520CTS-2	AT520CTS-2	BALL END TERMINAL ADAPTER 1/16"
AT1520CTS-3	AT520CTS-3	BALL END TERMINAL ADAPTER 3/32"
AT1520CTS-4	AT520CTS-4	BALL END TERMINAL ADAPTER 1/8"
AT1520CTS-5	AT520CTS-5	BALL END TERMINAL ADAPTER 5/32"
AT1520CTS-6	AT520CTS-6	BALL END TERMINAL ADAPTER 3/16"
AT1520CTT2RH	AT520CTT-2	RH (#6-40) ADAPTER 1/16"
AT1520CTT20L	AT520CTT-20	LH (#6-40) ADAPTER 1/16"
AT1520CTT3RH	AT520CTT-3	RH (#10-32) ADAPTER 3/32"
AT1520CTT30L	AT520CTT-30	LH (#10-32) ADAPTER 3/32"
AT1520CTT4RH	AT520CTT-4	RH (1/4-28) ADAPTER 1/8" & 5/32"
AT1520CTT40L	AT520CTT-40	LH (1/4-28) ADAPTER 1/8" & 5/32"
AT1520CTT6RH	AT520CTT-6	RH (5/16-24) ADAPTER 3/16"
AT1520CTT60L	AT520CTT-60	LH (5/16-24) ADAPTER 3/16"
AT1520CTT7RH	AT520CTT-7	RH (3/8-24) ADAPTER 7/32" & 1/4"
AT1520CTT70L	AT520CTT-70	LH (3/8-24) ADAPTER 7/32" & 1/4"

#### CALIBRATION KIT

##### AT1520CGC

A Force Gage Kit with adaptors used to certify the cable tension indicator on the AT1520CT. This instrument will eliminate the necessity of outside calibration service.



AT1520CGC



### ATI520H

The ATI520H is furnished with an Enerpac pump which operates on air supply of 100-120 psi. Swaging is accomplished by applying a designated number of pressure increments while rotating the cable-terminal assembly. The swaging action is virtually maintenance-free, consisting of merely two moving parts.

An adapter is provided which allows the ATI520H to accept standard ATI520-series swaging dies, used with both the ATI520J and ATI520D pneumatic swagers. With that additional capability, this portable hydraulic unit can satisfy all aircraft-type cable swaging requirements.



### HYDRAULIC PORTABLE SWAGER KIT

#### ATI520HK


The ATI520HK consists of the ATI520H Swager, and thirteen pair of over-sized dies shown below. The kit includes a sleeve, which when installed, provides the operator the capability to swage with standard swaging dies as shown on the previous page.

Part Number	Cable Diameter	Terminal Ref.
ATI520CDB-7	7/32"	MS20663-7
ATI520CDB-8	1/4"	MS20663-8
ATI520CDB-9	9/32"	MS20663-9
ATI520CDB-10	5/16"	MS20663-10
ATI520CSB-7	7/32"	MS20664-7
ATI520CSB-8	1/4"	MS20664-8
ATI520CSB-9	9/32"	MS20664-9
ATI520CSB-10	5/16"	MS20664-10
ATI520CB-10	5/16"	RA2487
ATI520CB-12	3/8"	RA2487
ATI520CS-9	9/32"	MS21259
ATI520CS-10	5/16"	MS20667, MS20668
ATI520CS-12	3/8"	MS21260

### HYDRAULIC PULL TESTER KIT

#### ATI520HTK

The ATI520HTK Hydraulic Pull Tester Kit provides pull-test capabilities for all swaged terminal assemblies listed on this page.






















# ATI<sup>®</sup> TOOLS

A Snap-on Specialty Tools Brand

## ***A LEGACY BRAND SINCE 1938!***

Snap-on Specialty Tools  
19220 San Jose Avenue  
City of Industry, CA 91748  
Toll Free: (800) 284-4460  
Phone: (626) 965-0668  
FAX: (626) 965-2410  
<http://www.atitools.com>

© Copyright 2015, Snap-on Specialty Tools



## PRODUCT CATALOG 2016